



ALMA CITY COMMISSION



Mush, mush, mush

Looking south on State Street. Dec.
1968. Credit to Elmer Johnson.

FEBRUARY 24, 2026
MEETING AGENDA PACKET

City Commission Meeting Agenda

Mayor Mapes will ask City Commissioners for additions and deletions to the agenda. Commissioners will be given an opportunity to review late arriving supporting materials prior to roll call.

Roll Call

Pledge of Allegiance

Approval of Minutes of the February 10, 2026, [regular meeting](#).

Requested Action

A. Petitions

B. Communications

C. Hearings:

1. Set a public hearing for Tuesday, March 10, 2026, at 6:00 p.m., or as soon thereafter as the agenda allows, to consider the final Special Assessment District #1 of 2024 for construction of sanitary sewer service leads on Pine Avenue. **Set Hearing**

D. Consent Agenda

E. Requests for Purchase

F. Recommendation on Bids:

1. Consideration of a resolution to receive bids, and award the Parking Lot Seal and Stripe Project, including the 2nd coat of sealer for all lots, to Zeneberg Asphalt, for a total bid of \$19,201.00, also to approve the related Request for Purchase.

The following bids were received on February 5, 2026:

Bidder	Total Bid
Zeneberg Asphalt, Mt. Pleasant, MI **	\$12,226.00 <i>2nd coat of sealer for all lots-extra \$6,975.00</i>
McKearney Asphalt & Sealing Inc., Lansing, MI	\$17,800.00 <i>2nd coat of sealer for all lots-extra \$6,595.00</i>

****Recommended Bidder**

Adopt

G. Resolutions:

1. Consideration of a resolution to ratify investment of the following City funds:

Investment Date	Maturity Date	Amount	Interest Rate	Bank	Type
2/9/2026	8/2/2026	\$250,000	3.35%	Independent Bank	CD
2/11/2026	2/11/2028	\$250,000	3.40%	Huntington Bank	CDARS
2/18/2026	8/19/2026	\$518,948	3.45%	Mercantile Bank	CDARS
2/20/2026	8/20/2026	\$150,000	3.65%	Isabella Comm. Credit Union	CD

Adopt

H. Ordinances

I. Agreements:

1. Consideration of a resolution approving Project Authorization 2022-0005/P8 FY 2026 Section 5311 Operating Formula Grants for Rural Areas Programs to provide federal operating funds to Alma Transit, also to authorize the Mayor and City Clerk to execute the agreement on behalf of the City of Alma. **Adopt**

2. Consideration of a resolution to approve a contract with the Healthy Pine River Committee for the City of Alma's 2026 annual contribution in the amount of \$2,500.

Adopt

(**Note:** Contributions are used by HPR for planning, testing, research, and collaboration efforts. The amount has been budgeted in the City's FY 2026 Budget.)

3. Consideration of a resolution to approve an Assignment Agreement making the City of Alma the Assignee/Fiduciary for the Alma Street Dam Feasibility Study Contract with Healthy Pine River and GEI Consultants of Michigan P.C., also to authorize the City Manager to sign the agreement.

Adopt

(**Note:** The funding for the Alma State Street Dam Feasibility Study is being funded by the EGLE Dam Risk Reduction Grant Program, approved on October 3, 2025.)

J. Reports of Officers, Boards, Committees:

The City Commission may receive the following reports by one resolution. A City Commissioner may remove any item within this section for individual discussion and vote.

1. Alma Police Department January 2026 Report
2. Zoning Board of Appeals February 12, 2026, Draft Meeting Minutes
3. Finance January 2026 Report
4. Code Enforcement and Inspections 2025 Annual Report
5. Code Enforcement and Inspections January 2026 Report
6. City Manager's Report

Receive

K. Appointments

L. Unfinished Business

M. New Business:

1. Presentation of the Annual Healthy Pine River Committee Report by Chuck Sandro.

Receive

Appropriations

Commissioner's Comments and Reports

Invitation to Public:

(**Subject:** Pursuant to Article II of the City Code, individuals requesting to address the City Commission may do so by moving to the podium and being recognized by the Mayor, following which they should state their name and address for the record. Individuals should address their comments to the Mayor. Comments are limited to a maximum of five (5) minutes per person unless the Commission grants further time.)

Adjournment

Mayor Mapes called a regular meeting of the Alma City Commission to order at 6:00 p.m. in the Alma Municipal Building. A quorum of the Commission was present.

Roll Call

Present: Roger Allman, Andrew Bare, Greg Mapes, Michelle Pitts, and Danny Wernick. Sonia Gibson and Roxann Harrington arrived after roll call.

Absent: none.

2026-0023 Motion by Commissioner Allman, seconded by Commissioner Bare, to approve the agenda, as presented. Motion carried.

Yes: Allman, Bare, Mapes, Pitts, and Wernick.

No: none.

Absent: Gibson and Harrington.

Mayor Mapes led those present in a recitation of the Pledge of Allegiance to the United States of America.

Approval of Minutes

2026-0024 Motion by Commissioner Pitts, seconded by Commissioner Allman, to approve minutes of the January 27, 2026, regular meeting, and February 4, 2026, goal setting session, as presented. Motion carried.

Yes: Allman, Bare, Mapes, Pitts, and Wernick.

No: none.

Absent: Gibson and Harrington.

Requests for Purchase

2026-0025 Motion by Commissioner Allman, seconded by Commissioner Bare, to adopt a resolution to approve a request for purchase to Jack Doheny Company, in the amount of \$16,552.18, for a new impeller and housing for repair of DPW's vector truck.

Yes: Allman, Bare, Mapes, Pitts, and Wernick.

No: none.

Absent: Gibson and Harrington.

Resolution declared adopted.

Vice-Mayor Harrington arrived at 6:04 p.m.

Resolutions

2026-0026 Resolution Adopting City of Alma 2026 Gratiot Countywide Master Plan

The following resolution was offered by Commissioner Pitts and seconded by Commissioner Allman.

WHEREAS the Michigan Planning Enabling Act, Act 33 of 2008, as amended, authorizes the Planning Commission to prepare a master plan for the use, development, and preservation of all lands in the City of Alma; and

WHEREAS a notice of intent to plan was properly provided on October 24, 2023 to the parties required to receive notice under Section 39 of Act 33 (the "Notice Group"); and

WHEREAS the Planning Commission has coordinated with the surrounding communities on areas of mutual interest in land use and planning under Const. 1963, art VII, § 28, collected information on its community, and created the Gratiot Countywide Master Plan to guide the development within the City of Alma; and

WHEREAS the Planning Commission submitted the proposed master plan to the Alma City Commission July 22, 2025, for its review, and the Alma City Commission approved of its distribution to the Notice Group; and

WHEREAS the Planning Commission properly provided the Notice Group with a copy of the proposed master plan under Section 41 of Act 33 and accepted comments regarding the proposed master plan.

WHEREAS the Planning Commission held a properly noticed public hearing to hear comments, questions, and objections to the proposed master plan on February 2, 2026; and

WHEREAS the Planning Commission considered the comments from the Notice Group and the public and approved the proposed master plan on February 2, 2026; and

WHEREAS the City of Alma City Commission has reviewed the proposed master plan as well as the comments from the Alma Planning Commission, Notice Group and the public; and

NOW THEREFORE BE IT RESOLVED:

1. The Gratiot Countywide Master Plan, as presented to the City of Alma City Commission, was adopted in its entirety as the City of Alma Master Plan.

2. For compliance with the Planning Enabling Act, this resolution, as signed by the Clerk of the City of Alma, shall be included in the front or back cover of the approved master plan and shall also be included with a future land use map.

All resolutions or parts of resolutions insofar as they are inconsistent with this resolution shall be hereby repealed.

Yes: Allman, Bare, Harrington, Mapes, Pitts, and Wernick.
No: none.
Absent: Gibson.
Resolution declared adopted.

Commissioner Gibson arrived at 6:07 p.m.

2026-0027 Motion by Commissioner Pitts, seconded by Commissioner Allman, to adopt a resolution to approve a request from the Michigan Army National Guard – Alma Post to host an archery event, to be known as the “Highland Archery Challenge”, at the Alma Armory located at 710 S. State Street, on Saturday, June 20, 2026, or if needed, on the potential rain date of July 25, 2026.

Yes: Allman, Bare, Gibson, Harrington, Mapes, Pitts, and Wernick.
No: none.
Resolution declared adopted.

Reports

2026-0028 Motion by Commissioner Allman, seconded by Vice-Mayor Harrington, to receive the Parks Committee January 26, 2026 Draft Meeting Minutes, Alma District Fire Board January 28, 2026 Draft Meeting Minutes, Planning Commission February 2, 2026 Draft Meeting Minutes, January 2026 Building Permits Report, and the Alma Transit January 2026 Report. Motion carried.

Yes: Allman, Bare, Gibson, Harrington, Mapes, Pitts, and Wernick.
No: none.

2026-0029 Motion by Commissioner Pitts, seconded by Commissioner Bare, to receive the Parks & Recreation 2025 Program Summary. Motion carried.

Yes: Allman, Bare, Gibson, Harrington, Mapes, Pitts, and Wernick.
No: none.

2026-0030 Motion by Commissioner Pitts, seconded by Commissioner Bare, to receive the City Manager's Report. Motion carried.

Yes: Allman, Bare, Gibson, Harrington, Mapes, Pitts, and Wernick.
No: none.

New Business

2026-0031 Resolution Approving the Transfer of Ownership of the Obsolete Property Rehabilitation Certificate No. 3-20-0006, as Amended

The following preamble and resolution were offered by Commissioner Allman and seconded by Vice-Mayor Harrington.

Whereas, the City of Alma has been deemed a Qualified Local Governmental Unit, according to Section 2(k) of PA 146 of 2000; and

Whereas, pursuant to PA 146 of 2000, on January 28, 2020, the City Commission, by resolution, established the TK Bennett LLC Obsolete Property Rehabilitation District at 110 E. Superior Street, and

Whereas, January 28, 2020, the Alma City Commission found the property located at 110 East Superior Street Alma, Michigan, to be an obsolete property. An application for an Obsolete Property Rehabilitation Certificate was approved with respect to the rehabilitation of facilities located upon the following described parcel of real property situated within the TK Bennett LLC Obsolete Property Rehabilitation District, to wit:

OT COM 87' E OF NW COR OF BLK 22, TH S 70' E 27' N 4' W 1' N 66' W 26'
TO POB. Parcel No. 29-51-031-254-00 (110 E. Superior Street)

Whereas, The Obsolete Property Rehabilitation Certificate No. 3-20-0006 was issued by the State Tax Commission on June 9, 2020, and shall be and remain in force and effect for a period of twelve (12) years ending on December 30, 2032, and

Whereas, pursuant to MCL 125.2793, a certificate may be transferred and assigned by the holder of the certificate to a new owner of the rehabilitated facility if the qualified local governmental unit approves the transfer after application by the new owner, and

Whereas, on March 31, 2025, TK Bennett LLC deeded the ownership of said Parcel No. 29-51-031-254-00, within the City of Alma, County of Gratiot, State of Michigan (110 E. Superior Street) to 110 Superior Investments LLC, and on January 21, 2026, 110 Superior Investments LLC deeded the ownership of said Parcel No. 29-51-031-254-00 (110 E. Superior Street) to Harrison Studios LLC;

Now Therefore, Be It Resolved by the City Commission of the City of Alma that Obsolete Property Rehabilitation Exemption Certificate No. 3-20-0006 be transferred to Harrison Studios LLC for the term of the Certificate ending on December 30, 2032.

Yes: Allman, Bare, Gibson, Harrington, Mapes, Pitts, and Wernick.
No: none.
Resolution declared adopted.

Appropriations

2026-0032 Motion by Vice-Mayor Harrington, seconded by Commissioner Allman, to adopt a resolution approving Warrant No. 26-15 and authorizing the City Treasurer to issue checks in payment of all claims.

Yes: Allman, Bare, Gibson, Harrington, Mapes, Pitts, and Wernick.
No: none.
Resolution declared adopted.

Commissioner Comments

Commissioners offered congratulations to local businesses receiving awards for new business and business improvement and also offered gratitude for their investment in the community.

Invitation to Public

Eva Cecil spoke regarding her experience with a hardship request.

Loretta Davis, Executive Director of the Heroes Center, spoke regarding the Hometown Heroes Banner program.

Tim Gay asked for information regarding the vector truck.

Adjournment

**Motion by Commissioner Pitts, seconded by Commissioner Allman, to adjourn the meeting at 6:23 p.m.
Motion carried.**

Yes: Allman, Bare, Gibson, Harrington, Mapes, Pitts, and Wernick.

No: none.

Sara Anderson, City Clerk, City of Alma

Gregory S. Mapes, Mayor, City of Alma

Date of Approval

DRAFT

**Public Hearing
City of Alma
County of Gratiot, Michigan
Notice of Review of Special Assessment Roll**

Please Take Notice that the City Commission has caused the City Assessor to prepare a Special Assessment Roll for the purpose of defraying the private properties' share of the cost of the following described public improvement:

**Pine Avenue Sanitary Sewer Leads Construction Project
Special Assessment District #1 of 2024**

The City Commission has established a special assessment district, consisting of the following described lots and parcels of land, for the purpose of defraying the special assessment district's share of the cost of said public improvement:

Parcel #29-51-	Property Address	Frontage and/or Benefit	Total Assessment
51-343-001-00	918 Pine Ave	0	\$0.00
51-344-258-00	925 Pine Ave	0	\$0.00
51-342-875-00	401 Washington Ave	0	\$0.00
51-342-876-00	1014 Pine Ave	0	\$0.00
51-342-877-00	1018 Pine Ave	0	\$0.00
51-342-865-00	1020 Pine Ave	0	\$0.00
51-342-820-00	1024 Pine Ave	0	\$0.00
51-341-502-00	1025 Pine Ave	0	\$0.00
51-342-821-00	1034 Pine Ave	0	\$0.00
51-342-823-00	1038 Pine Ave	0	\$0.00
51-342-763-00	1208/1220 Pine Ave	0	\$0.00
51-341-252-40	1317 Pine Ave	0	\$0.00
51-342-751-20	1320 Pine Ave	0	\$0.00
51-341-252-30	1321 Pine Ave	0	\$0.00
51-341-252-20	1335 Pine Ave	0	\$0.00
51-341-410-00	410 Warwick	0	\$0.00
51-341-411-00	412 Warwick	0	\$0.00
51-341-412-00	414 Warwick	0	\$0.00
51-341-413-00	416 Warwick	0	\$0.00
51-341-417-00	492 Warwick	0	\$0.00
51-341-416-00	494 Warwick	0	\$0.00
51-341-415-00	496 Warwick	0	\$0.00
51-341-414-00	498 Warwick	0	\$0.00
51-342-001-00	1500 Pine Ave	0	\$0.00
51-341-251-10	425 Warwick Dr	0	\$0.00

Take Further Notice that said special assessment roll and a report prepared by the City Manager concerning said public improvements are on file with the City Clerk and are available for public examination.

Take Further Notice that appearance and protest at the hearing is required before the amount of the special assessment can be appealed to the State Tax Tribunal. The appearance by an owner or party in interest may be personally or by his or her agent, or by letter addressed to the City Commission setting forth such protest.

Take Further Notice that the City Commission will meet at the Commission Chambers in the City Hall, Alma, Michigan, on Tuesday, March 10, 2026, at 6:00 p.m. for the purpose of reviewing said special assessment roll.

Sara Anderson, City Clerk
989-463-8336



BID SHEET

JOB TITLE: 2026 Parking Lot Seal & Stripe

BID DATE: February 5, 2026 **BID OPENING TIME:** 3:00 p.m. **PROJECT #:**

LOCATION: Alma City Hall

Bidder	Bid Security	Bid Amount	Addendum
Zeneberg Asphalt 6440 S. Mission Rd. Mt. Pleasant, MI 48858	Yes	\$12,226.00 2 nd coat of sealer-extra \$6,975.00 Total price: \$19,201.00	
McKearney Asphalt & Sealing Inc. 16501 S. US 27 Hwy. Lansing, MI 48906	Yes	\$17,800.00 2 nd coat of sealer– extra \$6,595.00 Total price: \$24,395.00	

*** Recommended Bidder

Purchase Requisition

02/19/2026
09:13 AM

Purchase Requisition No 26-1726

Requested Date 02/18/2026
Required Date
Requested By

Department ENG

Preferred Vendor 99975
ZENEBERG ASPHALT LLC
Address 6440 S MISSION RD
MOUNT PLEASANT, MI 48858

Req. Description 2026 PARKING LOT SEAL & STRIPE

Qty.	Description	GL Number 1	Unit Price	Amount
1	PARKING LOT SEAL & STRIPE	101-728.000-970.000-PK46	19,201.00	19,201.00
			Total:	19,201.00

CITY OF ALMA
Agreement No.: 2022-0005
Authorization No.: P8
Job No.: 225844NI/ 225936NI

**PROJECT AUTHORIZATION
CITY OF ALMA
FY 2026 SECTION 5311 OPERATING
FORMULA GRANTS FOR
RURAL AREAS PROGRAM**

This information is required by the Michigan Department of Transportation (MDOT) in order to record agreement of utilization of funds provided by the Federal Transit Administration, United States Department of Transportation and MDOT. The funds provided shall be used by the AGENCY in accordance with the above referenced Master Agreement.

Authorization Effective Date: This Agreement shall become effective on the date on which the last Party executes this Agreement.

Authorization Expiration Date: September 30, 2026

Fiscal Year of Effective Contract Clauses: 2017; 2025

This PROJECT AUTHORIZATION is funded by the following Federal award(s):

MI-2017-030
Award Year: 2017

MI-2025-010-00
Award Year: 2025

The Catalog of Federal Domestic Assistance Number for the Federal Transit Administration Formula Grants for Rural Areas Program is 20.509.

Funding reflects the amount of funds currently available under the Federal appropriation. If additional funds become available, a grant amendment and revised PROJECT AUTHORIZATION will be prepared.

Payments to the AGENCY under this PROJECT AUTHORIZATION will be based on **18.00%** of the estimated eligible costs. The maximum amount to be paid will not exceed the amount in the authorization.

In accordance with Section 10 of the Master Agreement, the dollar amount for third-party contracts as identified in COMMISSION policy is \$100,000. All agencies who are not self-certified must submit third-party contracts over \$100,000 to MDOT for approval. Please refer to Section 10 of the Master Agreement for competitive bidding requirements.

The AGENCY will be financially and legally responsible for the terms and conditions of the Special Section 5333(b) labor warranty as agreed to in your annual application. The Special Section 5333(b) warranty can be found at: [Special Warranty Arrangement | U.S. Department of Labor \(dol.gov\)](#).

The AGENCY agrees to prepare and submit to MDOT quarterly operating assistance reports via the Public Transportation Management System (PTIMS). Instructions on preparing the report are available in the "Local Public Transit Revenue and Expense Manual" (October 1, 2025 through

CITY OF ALMA
Agreement No.: 2022-0005
Authorization No.: P8
Job No.: 225844NI/ 225936NI

September 30, 2026). The manual is available on the web at
<https://www.michigan.gov/mdot/travel/mobility/pub-transit/audit-and-accounting-information>.

This authorization is valid solely for eligible operational expenses incurred on or after October 1, 2025.

Line No.	Item	Job Number	ALI/Activity Code	Federal	State	Local	Total
1	2026 Nonurban City/Regular Service	225844NI	30.09.01	\$61,521.00	\$0.00	\$0.00	\$61,521.00
2	2026 Nonurban City/Regular Service	225936NI	30.09.01	\$229,449.00	\$0.00	\$0.00	\$229,449.00
Total				\$290,970.00	\$0.00	\$0.00	\$290,970.00

PRF No.: 2026-73

CITY OF ALMA

Authorized Signer

MICHIGAN DEPARTMENT OF TRANSPORTATION

Title: Department Director





**Contract for Continued Annual
Collaboration and Support for
services provided to the City of Alma
for the 2026 calendar year.**

Date: Thursday, February 5, 2026
To: City of Alma (City)
From: Chuck Sandro, Healthy Pine River
Re: Invoice for \$2,500 for contribution/contract between Healthy Pine River & The City of Alma for planning, testing, research, and collaboration.

Healthy Pine River (HPR) is once again seeking annual support from the City of Alma. HPR continues to be the only organization totally dedicated to the restoration of the Pine River and its tributaries.

HPR values its relationship with the City of Alma regarding efforts to improve the Pine River, and the backwaters behind the State Street Dam....at times referred to as the Mill Pond.

HPR will continue to serve the City and Gratiot County through summer water testing of the Pine River throughout the county and watershed; septic assistance to our rural communities and residents who live on/near the Pine River; overseeing the Dam Risk Reduction grant including, community reporting, collaboration, and conversations; outreach to our townships area schools, and organizations; and hosting monthly meetings to inform citizens and the public.

This funding request is important in helping HPR continue its mission of working to restore the Pine River and its tributaries to a healthy state by providing part-time employment to interns and liaisons for water testing, septic assistance, grant writing, farming engagement, and research.

HPR has worked closely with the rural communities of Riverdale, Sumner, and Elm Hall in providing septic assistance to over 300 households and is collaborating with the cities of St. Louis and Alma on specific projects to assist with challenges both communities face regarding their water bodies.

HPR will provide an annual report in person to the Alma City Council and provide documentation that guides the priorities and projects HPR is focused on. We encourage an open dialogue with the City regarding any questions or concerns dealing with the Pine River, the Upper Pine River Watershed, and those projects and priorities that HPR is undertaking.

City of Alma _____ date _____ Healthy Pine River, Chair _____ date _____

Note: please find attached two documents:

HPR 2025 Annual Report

2025-26 HPR Priorities



HPR's 2025 Annual Report to Members & Friends

HPR writes an annual report each year to provide an account of what has transpired over the course of the year in working to improve the Pine River. We hope you find the 2025 Annual Report informative.

“Sustainability” & Thank You! - to our HPR members and “Friends of the Pine River” for making 2025 a year filled with excellent initiatives in trying to restore the Pine River to a healthier state. Our priorities and projects were supported by your giving to HPR through your dues and donations that allowed us to truly fund projects that are helping our river, our residents and communities along our river. Please read on about those priorities and projects that are making a difference.

2025 EGLE Dam Risk Reduction Grant Award – HPR co-authored a two year nearly \$300,000 grant with the City of Alma and GEI Engineering to conduct a “Feasibility Study” on what can be done with the ongoing degradation of the Mill Pond (backwater behind the State Street Dam). The backwater for the past two decades has experienced many issues including: shallowing from sediment flowing downstream from the Pine River; has become home to heavy vegetation growth and algal blooms during many months of the year; and through annual water testing has been found to be highly contaminated with excessive nutrients (nitrogen/phosphorous) and E.coli (bacteria from animal/human feces).

The impact of this ongoing degradation is significant as it has greatly reduced water recreation due to human health issues; negatively impacted park usage due to unsightliness; rendered city property on/near the river as unsellable; and has negatively impacted home/property values of those residents living near the river.

The “Feasibility Study” is to seek out what options exist in an effort to restore the Mill Pond, or seek other alternatives that might be favorable for recreation and park usage, protecting property values, and encouraging development along the river. A significant component of the grant will be informing and engaging the community through several conversations as to the grant findings and discussing what options are most favorable for the city and its residents.

Wolverine Pipeline Oil Spill – HPR hosted two monthly membership meetings regarding the Wolverine Pipeline Oil Spill that occurred in Arcada Township roughly one year ago. The pipeline puncture and leak occurred in a pipe buried below the surface of a county drainage ditch. It is believed that the damage to the pipe was from an excavator working in that area. Representatives of EGLE, Wolverine Pipeline, and the Gratiot drain commissioner attended the HPR meetings and provided explanations as to what may have happened regarding the pipeline leak, the quantity of oil released, and efforts to recapture the oil from spill. EGLE has signed off on the project asserting that the pipe replacement and cleanup were done properly and effectively.

2025 Summer Water Testing Program – HPR contributed \$8,900 towards Alma College’s efforts to conduct ongoing water testing throughout the watershed this past summer. Results of the water testing continue to show that the Pine River is still heavily contaminated however there was some improvement in specific areas particularly in the Lumberjack Park/Riverdale area.

Specific testing sites were selected to help determine the ever-increasing contamination in the St. Louis impoundment area specifically dealing with increased water vegetation and algal blooms. The college, HPR, and the Gratiot drain commissioner believe they may have located the reason for the increased contamination particularly occurring in Sugar Creek. It is hoped further investigation will continue to identify the location and reduce the contaminants.

Septic Outreach – HPR has continued its septic outreach efforts to our rural communities and residents residing on/near the Pine River and its tributaries.

Residents of Riverdale, Elm Hall, Elwell, and Sumner have been assisted by our HPR septic liaison, Mikie VanHorn and her efforts at providing information regarding appropriate septic practices to nearly 400 residential homes in Gratiot County. Mikie has been working closely with the Mid Michigan District Health Department and the Gratiot Drain Commissioner, Bernie Barnes.

Education Outreach – This past year HPR sponsored a youth science team to compete in the “Pitch-er This!” competition sponsored by United Way of Greater Central Michigan. Our “Pine River Protectors” team led by retired middle school teacher Sara Miller, and comprised of Reagan Falor, Allison Sandro, Ainsley Falor, and Ella Johnson gave their “pitch” to judges regarding the importance of restoring the Pine River to a healthier state. Our girls team placed second in the competition and were awarded the full scholarship of \$5,000 for their efforts.

With the scholarship HPR will continue to develop education curriculum for Alma HS/MS students along with 4th/5th grade students visiting Forest Hills Nature Area.

Farming Community Engagement – HPR is once again engaging our farming community and county farm agencies in trying to better understand how best to reduce livestock contamination in our river and tributaries. HPR is working to support farmer efforts to have a sustainable and productive business as agriculture makes up a significant portion of our Gratiot economy. HPR has adopted a “WE” attitude that all parties should be interested and engaged in trying to restore the Pine River to a healthy state that positively impacts our future generations. Farmers have been long-standing “stewards” of our lands and we hope to honor and acknowledge that as we work together to improve our environment.

LEAPS & HPR Collaboration – HPR continues to sponsor the Alma College “Leaders for Environmental Protection and Sustainability” chapter and this past year collaborated on projects that involved Earth Day, spring cleanup at Forest Hills Nature Area, and assisting the Community Garden in preparing for a new growing season. Working jointly with these environmental studies students has enriched HPR’s efforts at reaching out to our younger generations and learning what role they hope to play in improving our environment.

Vista Volunteers – HPR wants to give a special thank you to our two Ameri-Corp Vista Volunteers Maria Kolb and Zoe Palmer who were very active in HPR projects regarding; Pitch-er This!, Earth Day, grant assistance,

fund raising, and HPR monthly meetings. Zoe has moved on to be a MSU Resident Hall Director, while Maria has entered graduate school overseas in Czechoslovakia.

HPR's Advocacy – HPR has continued to stay active and supportive of water and environmental issues by maintaining annual memberships in the Gratiot Area Chamber of Commerce; Michigan Environmental Council (state level), and River Network (national level).

Communication Efforts – HPR is once again working to find effective ways of communicating with our members and public. We are working to upgrade our website, face book and Instagram social media accounts, and will continue to provide our quarterly newsletter for fall, winter, spring, and summer. Please let us know if there are areas we can improve as to how we communicate with you.

HPR Board & Leadership – HPR has added four new members to our HPR board of directors including: Sara Miller (retired educator), Joshua Leppien (St. Louis Assistant City Manager, Dave Ringle, Alma Director of Public Services, and Dr. Ben Peterson, Advancement at Alma College.

Brittany Sommerville with a new career position has moved from HPR part-time director to HPR treasurer, and Dr. Peterson will co-chair HPR with Chuck Sandro. HPR is actively seeking out a part-time director in leading HPR.

HPR Monthly Membership Meetings – Each meeting HPR hosts is about learning and how to work towards a healthy Pine River, Upper Pine River Watershed, and our local environment. Please do not hesitate to let us know if you have a program topic or speaker that we would benefit from. We hope you will join us on the 2nd Thursday of each month (not summer months) at 7:00 p.m. at the Alma Public Library.

This coming January 8th meeting is regarding the EGLE Dam Risk Reduction grant and what we hope to learn from the two-year grant.



2024-25 HPR Priorities

With Action Efforts

Basis for 2025-26 Discussion

Annual Water Testing – to continue to understand the contamination/pollution levels in the Pine River and Upper Pine River Watershed.

- HPR has funded the 2025 Summer Water Testing by Alma College including; Supplies, Interns, etc.
- This past year Alma College created a 20 year summary of summer water testing that can be found on the HPR website.

Outreach – to continue to inform and educate our communities, townships, county leaders, residents, recreationalists, and students regarding the issues facing the Pine River, our watershed, and the impact on our communities and citizens.

- Municipalities Outreach – met w/cities of Alma, St. Louis & County Commissioners to provide annual updates on the state of the Pine River and Upper Pine River Watershed
- Provided Septic Smart program to township representatives and residents
- Working with Alma Public Schools Curriculum Council – working towards HS/MS presentations to begin the fall of 2025.
- Working with RESD and Forest Hills Nature Center to develop curriculum for the Pine River and Upper Pine River Watershed for 4th and 5th graders taking field trips to FHNA.
- Engaging businesses, organizations, and individuals through a Before Hours Breakfast Event as a part of our “Friends of the Pine River” fund raising campaign regarding the state of the Pine River and Upper Pine River Watershed
- Host a monthly meeting for our HPR members, LEAPS students, and our public always providing relevant program that is related to the Pine River and the Upper Pine River Watershed.

Septic Engagement – continue our liaison work with our rural communities and residents on/near the Pine River in understanding proper septic practices and available services.

- The HPR Septic Liaison has met with over 300 households in the rural communities of Sumner, Riverdale, Elm Hall, and Elwell to date.
- This past spring our septic liaison began working with Elwell, along with residents on/near county drains and tributaries.
- Hosted for township officials and residents a Septic Smart program in collaboration with the Mid-Michigan District Health Department.

Farming Engagement – continue our efforts to engage our farming community and farm agencies in understanding and assisting with Pine River and watershed issues.

- Currently working to re-establish our Farm Engagement Committee (FEC) with farmers and farm agencies (FB & Michigan Ag. Council)

- Meeting with Farm Agencies for involvement include; Michigan State University Extension office, Gratiot County Conservation District, Natural Resources Services Commission, and Michigan Department of Agriculture and Rural Development.

Funding for the Dam/River channel Feasibility Study – locating funding to move forward with a dam/river channel feasibility study to assist the City of Alma and Alma residents in understanding options available for the restoration of the river channel/impoundment.

- Have been awarded the 2025 EGLE Dam Risk Reduction grant for conducting a “feasibility study” as to the viable options the City of Alma has regarding the restoration of the Mill Pond and river channel, or the removal of the State Street Dam due to ongoing degradation.
- HPR will be working with the City of Alma, GEI Consulting and numerous other stakeholder groups in overseeing this project/grant.

Sustainability – finding funding support for HPR that provides the opportunities to continued work on projects and priorities.

- Developed new 2025 Membership Drive and Friends of the Pine River fund raising campaign for improved funding. Collectively the two campaigns brought in over \$25,000.
- Continue to seek and write grants pertaining to our river and watershed at the regional, state, and federal level.
- Earned a 2024 Gratiot County Community Foundation that helped fund our sustainability efforts.
- Earned a 2025 EGLE Dam Risk Recovery grant for \$296,000 to conduct a Dam/Impoundment Feasibility Study over a two-year period. The grant begins the Fall of 2025.

Continuing Alma College LEAPS Collaboration – continue to grow our working relationship the Alma College Leaders for Environmental Awareness, Protection, and Sustainability.

- Earth Day Collaboration just took place on April 7th where HPR provided metal collection support with our recycling partner Padnos. HPR provided a cookout for the roughly 50 Alma College volunteers involved in our metal recycling, community garden, and Forest Hills Nature Area clean-up. Money earned from the recycling project will go towards LEAP scholarships for deserving students.
- HPR participated and presented at two LEAPS grant writing workshops to benefit Alma College students interested in future grant writing.
- HPR has placed a LEAPS representative on our HPR board.
- HPR leadership meets regularly with LEAPS & Vista Volunteers to discuss and plan projects.
- HPR has funded LEAPS student research projects that involve topics related to our river and watershed.

Advocacy – working to support initiatives and direction that is healthy for our environment and waterways.

- HPR is an annual member of the Gratiot Area Chamber of Commerce and works closely with Greater Gratiot Development, Inc.
- HPR belongs to the Michigan Environmental Council and nationally to the River Network and supports their lobbying efforts regarding water related issues.
- Attended the Gratiot Area Chamber of Commerce legislative breakfast in August of 2025 and spoke to Michigan representative Jerry Nyer.

ASSIGNMENT AGREEMENT

This Assignment Agreement (“Agreement”) effective as of November 1, 2025, is entered into by and among Healthy Pine River (“HPR” or “Assignor”), the City of Alma, Michigan (“Alma” or “Assignee”), and GEI Consultants of Michigan, P.C. (“GEI” or “Engineer”).

WHEREAS, HPR and GEI entered into a contract dated October 20, 2025 (“Contract”), wherein GEI was to provide a dam feasibility study for the State Street Dam on the Pine River located in Alma, Michigan.

WHEREAS, because of certain grant funding, HPR is desirous of assigning the Contract to Alma, and Alma is desirous of accepting said assignment.

NOW THEREFORE, for good and valuable consideration, the Parties agree as follows:

1. HPR/Assignor hereby assigns all right, title, and interest in the Contract, attached hereto as Exhibit “A,” and Alma/Assignee accepts said assignment of the Contract.
2. Alma/Assignee shall now be obligated to perform all terms and conditions of the Contract as if Alma/Assignee had originally executed said Contract.
3. All terms and conditions of the Contract remain unchanged and in full force and effect.
4. GEI/Engineer consents to this assignment and Agreement.
5. Alma/Assignee adopts this Agreement **by Resolution _____ dated _____**, and the parties agree that all signatories have requisite authority to bind.

IN WITNESS WHEREOF, the parties hereto have executed this Agreement to be effective on November 1, 2025.

Healthy Pine River, Assignor

GEI Consultants of Michigan, P.C., Engineer

Michelle LaRose

By: _____

By: Michelle LaRose

Position: _____

Position: Project Manager

City of Alma, Michigan, Assignee

By: _____

Position: _____

ALMA POLICE DEPARTMENT

Monthly Commission Report

January 2026

1-1-26: A traffic stop led to the arrest of the driver for operating while under the influence of drugs.

1-1-26: A traffic stop led to the arrest of a subject for an outstanding warrant.

1-2-26: A traffic stop led to the arrest of a subject for allowing a vehicle to be operated without insurance.

1-2-26: Officers were called for a possible illegal entry complaint. The investigation led to the arrest of a subject for unlawful entry and trespassing.

1-3-26: A traffic stop led to the arrest of the driver for driving on a revoked license.

1-3-26: A traffic stop led to the arrest of a subject on a subject for violating his bond conditions.

1-5-26: A traffic stop led to the arrest of the driver for driving without insurance.

1-6-26: A traffic stop led to the arrest of the driver for driving without ever applying for a license.

1-8-26: Officers were called reference a retail fraud that was occurring. Officers were able to contact the suspect and place them under arrest. The subject was charged with several felonies, including, felony retail fraud and resisting and obstructing officers.

1-9-26: Officers were called to investigate a 911 hang up. The investigation led to the discovery of methamphetamine. The case has been submitted to the prosecutor's office for potential possession of methamphetamine charges.

1-13-26: Officers were called to investigate a drug crime. The investigation is currently still ongoing.

1-13-26: A criminal sexual conduct investigation was opened. The investigation is still ongoing.



ALMA POLICE DEPARTMENT

1-13-26: A traffic stop led to the discovery of a bond violation and the possession of a weapon. The case has been turned over.

1-15-26: A traffic stop led to the arrest of a subject on a felony warrant out of Florida.

1-15-26: A traffic stop led to the arrest of the driver for driving on a suspended license.

1-16-26: A traffic stop led to the discovery of drugs and a possible sex crime. The investigation has been sent to the Prosecutor for review of potential criminal charges.

1-17-26: An officer discovered a vehicle accident. The investigation led to the arrest of the driver for driving while intoxicated and possession of open intoxicants in a motor vehicle.

1-21-26: Officers responded to a call of a possible domestic assault. The investigation led to the arrest of a subject for domestic assault.

1-21-26: A traffic stop led to the arrest of a subject for driving while license is suspended and for violating a personal protection order.

1-26-26: Officers were dispatched reference a domestic assault. The investigation led to the arrest of a subject for domestic assault.

1-26-26: Officers were dispatched to investigate a vehicle collision with injuries. The investigation led to the arrest of one of the drivers for operating while intoxicated, second offense.

1-28-26: A traffic stop led to the discovery of cocaine and open intoxicants in the vehicle. The case has been sent to the Prosecutor for potential charges.

1-28-26: A traffic stop led to the driver being charged with operating an unregistered vehicle.

1-30-26: A traffic stop led to the arrest of the driver for driving a vehicle without any insurance.

1-31-26: Officers were dispatched to investigate a possible stolen vehicle. The investigation led to the arrest of a subject on an outstanding felony warrant out of another county.



ALMA POLICE DEPARTMENT

During the month of January, the Alma Police Department handled 252 calls for service.

1000-2 -- PARENTAL KIDNAPPING Count: 1
1100-1 -- SEXUAL PENETR'N PENIS/VAGINA CSCI Count: 2
1100-5 -- SEXUAL PENETRATION OBJECT CSCI Count: 1
1300-1 -- NONAGGRAVATED ASSAULT Count: 7
1300-2 -- AGGRAVATED/FELONIOUS ASSAULT Count: 1
1300-3 -- INTIMIDATION/STALKING Count: 2
2200-3 -- BURGLARY - UNLAWFUL ENTRY(NO INTENT Count: 2
2300-3 -- LARCENY - THEFT FROM BUILDING Count: 1
2300-7 -- LARCENY - OTHER Count: 1
2600-1 -- FRAUD - FALSE PRETENSE/SWINDLE/CONF Count: 1
2600-6 -- FRAUD - BAD CHECKS Count: 1
3000-2 -- RETAIL FRAUD - THEFT Count: 1
3500-1 -- VIOLATION OF CONTROLLED SUBSTANCE Count: 5
3600-4 -- SEX OFFENSE - OTHER Count: 2
4100-2 -- LIQUOR VIOLATIONS - OTHER Count: 3
4800-0 -- OBSTRUCTING POLICE Count: 1
5000-0 -- OBSTRUCTING JUSTICE Count: 9
5200-1 -- WEAPONS OFFENSE - CONCEALED Count: 1
5200-3 -- WEAPONS OFFENSE - OTHER Count: 1
5400-1 -- HIT & RUN MOTOR VEHICLE ACCIDENT Count: 2
5400-2 -- OUIL OR OUID Count: 5
5400-3 -- DRIVING LAW VIOLATIONS Count: 15
5500-0 -- HEALTH AND SAFETY Count: 1
5700-1 -- TRESPASS Count: 3
7000-0 -- JUVENILE RUNAWAY Count: 2
7000-4 -- Juvenile Issues Count: 1
7300-0 -- MISCELLANEOUS CRIMINAL OFFENSE Count: 9
9200-4 -- INSANITY Count: 2
9200-5 -- CIVIL-ILLEGAL POSSESSION OF ALCOHOLIC LIQUOR Count: 1
9300-1 -- PROPERTY DAMAGE ACCIDENT/PI Count: 17
9300-2 -- ACCIDENT, NONTRAFFIC Count: 5
9300-4 -- PARKING VIOLATIONS -CIVIL INFRACTIONS Count: 1
9300-6 -- TRAFFIC POLICING Count: 1
9400-2 -- FALSE ALARM ACTIVATION Count: 7
9800-2 -- MOTOR VEHICLE, VIN, SCHOOL BUS INSPECTIONS Count: 1
9800-6 -- CIVIL MATTER DISPUTES/FAMILY TROUBLE Count: 20
9800-7 -- SUSPICIOUS SITUATION (CARS, PERSONS,PACKAGES, ETC) Count: 13
9800-8 -- LOST & FOUND PROPERTY Count: 4



ALMA POLICE DEPARTMENT

9900-1 -- *SUICIDE (INCLUDES ATTEMPTS)* Count: 4

9900-3 -- *MISSING PERSONS* Count: 1

9900-8 -- *GENERAL ASSISTANCE (ESCORTS, SERVICE CALLS)* Count: 58

9900-9 -- *GENERAL NONCRIMINAL* Count: 68



ALMA POLICE DEPARTMENT

January 2026 Statistics:

December 2025

Traffic Stops	220	218
---------------	-----	-----

Citations Issued:

Moving Violations	24	10
-------------------	----	----

Non-Moving Violations	21	19
-----------------------	----	----

Arrests:

Felony	6	7
--------	---	---

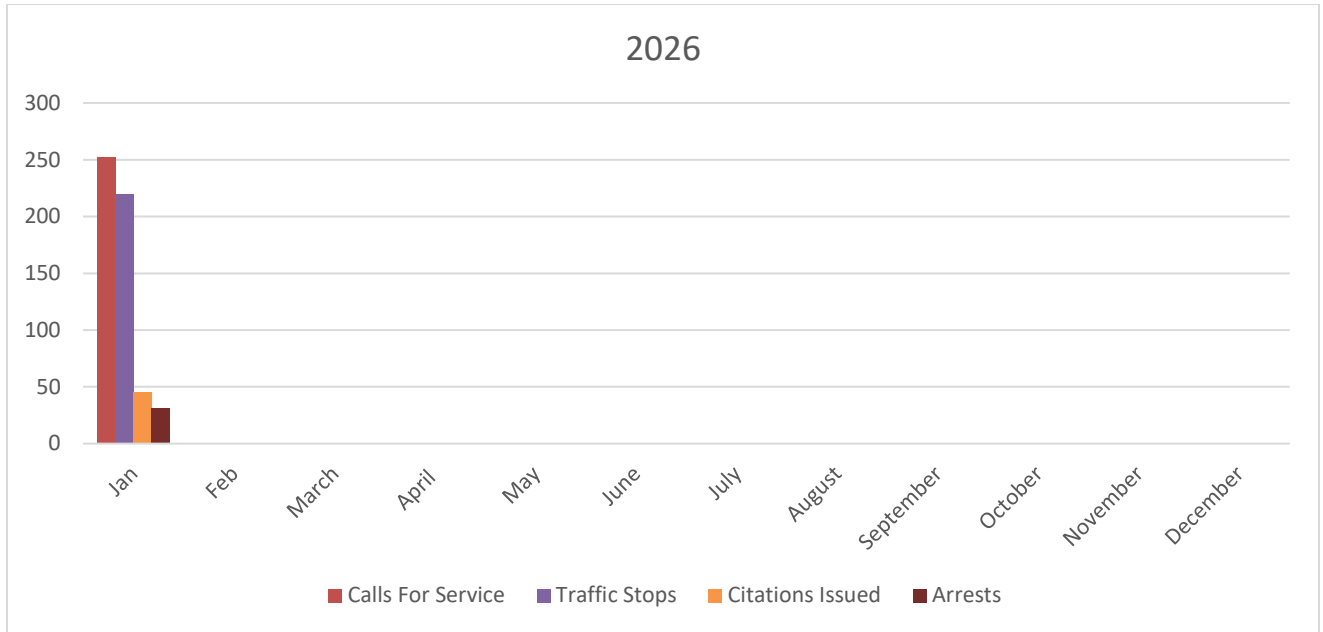
Misdemeanor	25	22
-------------	----	----

City Ordinance	0	1
----------------	---	---

Accident Total:	22	11
-----------------	----	----



ALMA POLICE DEPARTMENT



**Alma Zoning Board of Appeals
February 12, 2026
Meeting Minutes**

A special meeting of the Alma Zoning Board of Appeals was called to order at 5:00 p.m. by Chairperson David Justin in the Alma Municipal Building, 525 E. Superior Street, Alma, Michigan. A quorum of the Board was present.

Present: Tadd Godfrey, Nina Guerrero, David Justin, and Russ Wight.
Absent: none.

**Motion by Godfrey, seconded by Guerrero, to approve minutes of November 3, 2025, as presented.
Motion carried.**

Yes: Godfrey, Guerrero, Justin, and Wight.

No: none.

Variance Request

Chairperson Justin provided the following information: a request has been received to consider a variance at the property located at 218 Purdy Drive, Alma, MI, parcel #29-51-041-285-00. The applicant, Kyle Mapes, is requesting a four foot (4') variance from the front yard setback requirement of thirty feet (30'), for a new front yard setback of twenty-six feet (26'), to provide space for an addition to the attached garage. The request is in the R-1, Single Family Residential Zoning District; the home and attached garage are permitted uses in the R-1, Single Family Residential Zoning District.

City Manager Aeris Ripley, noting the applicant was present to answer questions, explained that Mapes had provided a drawing of the proposed addition and provided answers to the six basic standards for a variance. Ripley said he had published notice of the request and mailed notices as required to surrounding residences, receiving only one request for additional information from a caller. He explained statute requirements for notice to surrounding property owners to the caller and she had no additional questions.

Board Member Justin asked Mapes if he was proposing the addition to accommodate a vehicle and Mapes said he currently only has five to six inches of clearance in the garage. Justin voiced a concern about the additional requested four feet putting the building close to the existing sidewalk. He suggested review of current zoning, saying a change from R-1 to R-1A would provide for a twenty-five foot (25') setback as opposed to the current thirty foot (30') setback.

Board Member Godfrey agreed that it makes sense to change the zoning for the benefit of all property owners in the area in question.

Ripley indicated the only difference between R1, Single-Family Residential District (low density) and R1, Single Family Residential District (high density) is the front yard setback. He agreed that changing the zoning would make more sense than considering several individual requests for variances.

Godfrey said a change in zoning would set a consistent setback for everyone and avoid individual requests for different setback amounts.

Additional discussion followed regarding the benefit of changing zoning.

Godfrey suggested a motion to table the variance request until after the Planning Commission reviews the request to change zoning.

Ripley said a request could be made to the Planning Commission to consider a zoning change at the March 2nd meeting, with a follow-up public hearing at the beginning of April for the Planning Commission. If approved, the issue could be presented to the City Commission for introduction at their first meeting in April, with formal approval possible as soon as two weeks later.

**Alma Zoning Board of Appeals
February 12, 2026
Meeting Minutes**

Mapes said he is scheduled to have new sewer lines and driveway replacement at the beginning of June and was hoping to add the garage addition to the project.

Ripley said the Planning Commission could give an indication in March if they are willing to consider the zoning change. If they don't wish to consider re-zoning, the Zoning Board of Appeals could still consider the variance request.

Motion by Godfrey, seconded by Guerrero, to table the request for a front yard setback variance for the project at 218 Purdy Drive, parcel number 29-51-041-285-00, until further information is received from the Alma Planning Commission regarding the proposed zoning change in the area from R-1 to R-1A.

Motion to table the request carried.

Yes: Godfrey, Guerrero, Justin, and Wight.

No: none.

Other Business

Ripley explained there is another variance request coming related to a proposed building addition at 520 Orchard. The group discussed dates for a special meeting to hold a public hearing and set a meeting date for March 3, 2026, at 5:00 p.m. Brief discussion followed regarding the proposed addition.

Motion by Wight, seconded by Guerrero, to adjourn the meeting at 5:29 p.m. The motion carried unanimously.

Sara Anderson, Alma City Clerk

Date of Approval



CITY OF ALMA

525 East Superior St.
Alma, MI 48801

Curtis Dancer

Finance Director/Treasurer
525 East Superior St.
Alma, Michigan 48801
cdancer@myalma.org
(989) 463-9504

City of Alma Commission

Greg Mapes,	Mayor
Roxann Harrington,	Vice Mayor
Andrew Bare,	Commissioner
Danny Wernick,	Commissioner
Roger Allman,	Commissioner
Michelle Pitts,	Commissioner
Sonia Gibson,	Commissioner
Adam Flory	City Attorney
Aeric Ripley,	City Manager
Sara Anderson	City Clerk

FINANCE REPORT FOR CITY COMMISSION

FINANCE REPORT JANUARY 2026

**To be presented at Commission
Meeting dated
February 24, 2026**



CITY OF ALMA

525 East Superior St.
Alma, MI 48801

Curtis Dancer

Finance Director/Treasurer
525 East Superior St.
Alma, Michigan 48801
cdancer@myalma.org
(989) 463-9504

City of Alma Commission

Greg Mapes,	Mayor
Roxann Harrington,	Vice Mayor
Andrew Bare,	Commissioner
Danny Wernick,	Commissioner
Roger Allman,	Commissioner
Michelle Pitts,	Commissioner
Sonia Gibson,	Commissioner
Adam Flory	City Attorney
Aeric Ripley,	City Manager
Sara Anderson	City Clerk

FINANCE REPORT FOR CITY COMMISSION

REVENUE AND EXPENSES

THROUGH JANUARY 31, 2026

**To be approved at Commission
Meeting dated**

February 24, 2026

Month/Day/year

REVENUE REPORT FOR CITY OF ALMA
 PERIOD ENDING 01/31/2026

GL NUMBER	DESCRIPTION	2025-26 AMENDED BUDGET	YTD BALANCE 01/31/2026	ACTIVITY FOR MONTH 01/31/2026	AVAILABLE BALANCE	% BDGT USED
Fund 101 - GENERAL FUND						
	TAXES	3,196,400.00	2,920,090.78	29,562.15	276,309.22	91.36
	LICENSES, PERMITS & FEES	337,000.00	185,388.93	36,174.06	151,611.07	55.01
	INTERGOVERNMENTAL REVENUE	1,728,000.00	643,147.17	0.00	1,084,852.83	37.22
	OTHER FINANCING SOURCES	20,100.00	108.00	0.00	19,992.00	0.54
	INVESTMENT EARNINGS	175,000.00	144,277.89	22,686.27	30,722.11	82.44
	OTHER REVENUE	106,500.00	62,793.01	13,949.57	43,706.99	58.96
	INTERNAL SERVICE CHARGES	675,000.00	506,250.00	168,750.00	168,750.00	75.00
	FINES AND FORFEITURES	17,000.00	11,514.58	2,675.00	5,485.42	67.73
	RENTS	20,000.00	14,712.00	486.00	5,288.00	73.56
	TOTAL REVENUES	<u>6,275,000.00</u>	<u>4,488,282.36</u>	<u>274,283.05</u>	<u>1,786,717.64</u>	<u>71.53</u>
Fund 101 - GENERAL FUND:						
	TOTAL REVENUES	6,275,000.00	4,488,282.36	274,283.05	1,786,717.64	71.53

PERIOD ENDING 01/31/2026

*NOTE: Available Balance / Pct Budget Used does not reflect amounts encumbered.

GL NUMBER	DESCRIPTION	2025-26 AMENDED BUDGET	YTD BALANCE 01/31/2026	ACTIVITY FOR MONTH 01/31/2026	AVAILABLE BALANCE	% BGD USED
Fund 101 - GENERAL FUND						
101.000	- CITY COMMISSION	51,000.00	36,489.33	9,606.85	14,510.67	71.55
172.000	- CITY MANAGER	210,000.00	118,342.52	23,276.08	91,657.48	56.35
191.000	- FINANCE ADMINISTRATION	540,000.00	312,281.47	47,629.90	227,718.53	57.83
215.000	- CLERK	140,000.00	78,328.34	14,104.08	61,671.66	55.95
253.000	- INFORMATION TECHNOLOGY	150,150.00	76,173.91	9,698.35	73,976.09	50.73
257.000	- ASSESSOR	380,000.00	188,818.16	38,612.09	191,181.84	49.69
262.000	- ELECTIONS	85,000.00	20,642.53	4,860.98	64,357.47	24.29
265.000	- BUILDING/GROUNDS MAINT	74,837.50	75,550.02	16,071.21	(712.52)	100.95
270.000	- HUMAN RESOURCES	200,000.00	110,294.65	20,888.01	89,705.35	55.15
301.000	- POLICE	2,450,000.00	1,424,718.16	277,503.50	1,025,281.84	58.15
336.000	- FIRE & RESCUE	302,000.00	226,386.00	75,462.00	75,614.00	74.96
371.000	- PUBLIC SAFETY/BUILDING INSPECTION	150,000.00	97,460.20	22,720.96	52,539.80	64.97
443.000	- PARKING LOTS	890,527.76	0.00	0.00	890,527.76	0.00
444.000	- PUBLIC WORKS/SIDEWALKS	333,575.54	259,380.82	750.00	74,194.72	77.76
446.000	- PUBLIC WORKS/NON-ACT 51 STREETS/BRIDGES	15,000.00	6,021.13	1,500.00	8,978.87	40.14
447.000	- ENGINEERING	245,000.00	132,172.24	27,588.26	112,827.76	53.95
448.000	- STREET LIGHTING	311,800.00	221,566.62	10,728.88	90,233.38	71.06
523.000	- DOWNTOWN MAINTENANCE	105,000.00	64,431.58	12,237.59	40,568.42	61.36
567.000	- RIVERSIDE CEMETERY	265,000.00	149,025.13	21,852.80	115,974.87	56.24
702.000	- PLANNING & ZONING	50,000.00	16,686.21	40.00	33,313.79	33.37
728.000	- ECONOMIC DEVELOPMENT	70,000.00	51,682.13	250.00	18,317.87	73.83
728.265	- ECONOMIC DEVELOPMENT - BIID	0.00	1,740.00	0.00	(1,740.00)	100.00
751.000	- RECREATION & CULTURE/PARKS	368,200.00	186,676.74	12,384.36	181,523.26	50.70
790.000	- LIBRARY	100,000.00	75,000.00	25,000.00	25,000.00	75.00

PERIOD ENDING 01/31/2026

*NOTE: Available Balance / Pct Budget Used does not reflect amounts encumbered.

GL NUMBER	DESCRIPTION	2025-26 AMENDED BUDGET	YTD BALANCE 01/31/2026	ACTIVITY FOR MONTH 01/31/2026	AVAILABLE BALANCE	% BDGT USED
Fund 101 - GENERAL FUND						
	TOTAL EXPENDITURES	7,487,090.80	3,929,867.89	672,765.90	3,557,222.91	52.49
Fund 101 - GENERAL FUND:						
	TOTAL EXPENDITURES	7,487,090.80	3,929,867.89	672,765.90	3,557,222.91	52.49

PERIOD ENDING 01/31/2026

*NOTE: Available Balance / Pct Budget Used does not reflect amounts encumbered.

GL NUMBER	DESCRIPTION	2025-26 AMENDED BUDGET	YTD BALANCE 01/31/2026	ACTIVITY FOR MONTH 01/31/2026	AVAILABLE BALANCE	% BDGT USED
Fund 202 - MAJOR STREET FUND						
449.000	- ACT 51 STREETS/BRIDGES	1,100,000.00	483,414.18	61,677.84	616,585.82	43.95
450.000	- MI TRUNKLINE MAINTENANCE	50,000.00	36,618.35	31,370.80	13,381.65	73.24
TOTAL REVENUES		<u>1,150,000.00</u>	<u>520,032.53</u>	<u>93,048.64</u>	<u>629,967.47</u>	<u>45.22</u>
449.109	- SURFACE MAINTENANCE	291,000.00	100,989.93	10,209.08	190,010.07	34.70
449.121	- TREE/SHRUB MAINTENANCE/REPLCMENT	34,000.00	17,173.83	3,314.81	16,826.17	50.51
449.122	- DRAINAGE/BACKSLOPES	35,000.00	9,117.99	2,924.23	25,882.01	26.05
449.126	- GRASS/WEED CONTROL	1,500.00	750.00	250.00	750.00	50.00
449.132	- SWEEPING/FLUSHING	16,000.00	6,328.86	750.00	9,671.14	39.56
449.139	- BRIDGE MAINTENANCE	2,750.00	1,650.00	0.00	1,100.00	60.00
449.141	- WINTER MAINTENANCE	60,500.00	29,872.87	8,664.01	30,627.13	49.38
449.160	- TRAFFIC SIGNS	9,500.00	1,262.35	753.35	8,237.65	13.29
449.161	- TRAFFIC SIGNALS	5,000.00	7,654.12	6,310.85	(2,654.12)	153.08
449.162	- PAVEMENT MARKING	23,617.80	39,299.83	766.67	(15,682.03)	166.40
449.181	- OVERHEAD	152,000.00	98,870.53	23,718.57	53,129.47	65.05
450.109	- SURFACE MAINTENANCE	12,200.00	21,323.19	1,769.27	(9,123.19)	174.78
450.121	- TREE/SHRUB MAINTENANCE/REPLCMENT	5,500.00	2,207.59	564.83	3,292.41	40.14
450.122	- DRAINAGE/BACKSLOPES	10,250.00	4,852.62	1,000.00	5,397.38	47.34
450.126	- GRASS/WEED CONTROL	1,800.00	750.00	250.00	1,050.00	41.67
450.132	- SWEEPING/FLUSHING	6,500.00	3,566.72	500.00	2,933.28	54.87
450.141	- WINTER MAINTENANCE	28,500.00	17,271.84	4,461.68	11,228.16	60.60
450.160	- TRAFFIC SIGNS	3,000.00	124.35	124.35	2,875.65	4.15
450.162	- PAVEMENT MARKING	3,000.00	790.95	250.00	2,209.05	26.37
901.000	- CONSTRUCTION	1,272,678.54	895,587.95	0.00	377,090.59	70.37
965.000	- TRANSFERS OUT	325,000.00	0.00	0.00	325,000.00	0.00

PERIOD ENDING 01/31/2026

*NOTE: Available Balance / Pct Budget Used does not reflect amounts encumbered.

GL NUMBER	DESCRIPTION	2025-26 AMENDED BUDGET	YTD BALANCE 01/31/2026	ACTIVITY FOR MONTH 01/31/2026	AVAILABLE BALANCE	% BDGT USED
Fund 202 - MAJOR STREET FUND						
	TOTAL EXPENDITURES	2,299,296.34	1,259,445.52	66,581.70	1,039,850.82	54.78
Fund 202 - MAJOR STREET FUND:						
	TOTAL REVENUES	1,150,000.00	520,032.53	93,048.64	629,967.47	45.22
	TOTAL EXPENDITURES	2,299,296.34	1,259,445.52	66,581.70	1,039,850.82	54.78
	NET OF REVENUES & EXPENDITURES	(1,149,296.34)	(739,412.99)	26,466.94	(409,883.35)	64.34

PERIOD ENDING 01/31/2026

*NOTE: Available Balance / Pct Budget Used does not reflect amounts encumbered.

GL NUMBER	DESCRIPTION	2025-26 AMENDED BUDGET	YTD BALANCE 01/31/2026	ACTIVITY FOR MONTH 01/31/2026	AVAILABLE BALANCE	% BDGT USED
Fund 203 - LOCAL STREET FUND						
449.000	- ACT 51 STREETS/BRIDGES	400,000.00	155,993.62	22,886.80	244,006.38	39.00
930.000	- TRANSFERS IN	325,000.00	0.00	0.00	325,000.00	0.00
TOTAL REVENUES		<u>725,000.00</u>	<u>155,993.62</u>	<u>22,886.80</u>	<u>569,006.38</u>	<u>21.52</u>
449.109	- SURFACE MAINTENANCE	532,000.00	241,748.83	15,899.60	290,251.17	45.44
449.121	- TREE/SHRUB MAINTENANCE/REPLCMNT	106,000.00	58,521.80	10,138.68	47,478.20	55.21
449.122	- DRAINAGE/BACKSLOPES	57,000.00	24,724.82	9,029.00	32,275.18	43.38
449.141	- WINTER MAINTENANCE	86,000.00	31,901.86	10,154.38	54,098.14	37.10
449.160	- TRAFFIC SIGNS	4,000.00	493.23	152.03	3,506.77	12.33
449.161	- TRAFFIC SIGNALS	26,000.00	9,914.32	0.00	16,085.68	38.13
449.162	- PAVEMENT MARKING	15,000.00	5,520.04	1,379.65	9,479.96	36.80
449.181	- OVERHEAD	139,000.00	89,121.24	20,468.70	49,878.76	64.12
TOTAL EXPENDITURES		<u>965,000.00</u>	<u>461,946.14</u>	<u>67,222.04</u>	<u>503,053.86</u>	<u>47.87</u>
Fund 203 - LOCAL STREET FUND:						
TOTAL REVENUES		<u>725,000.00</u>	<u>155,993.62</u>	<u>22,886.80</u>	<u>569,006.38</u>	<u>21.52</u>
TOTAL EXPENDITURES		<u>965,000.00</u>	<u>461,946.14</u>	<u>67,222.04</u>	<u>503,053.86</u>	<u>47.87</u>
NET OF REVENUES & EXPENDITURES		<u>(240,000.00)</u>	<u>(305,952.52)</u>	<u>(44,335.24)</u>	<u>65,952.52</u>	<u>127.48</u>

PERIOD ENDING 01/31/2026

*NOTE: Available Balance / Pct Budget Used does not reflect amounts encumbered.

GL NUMBER	DESCRIPTION	2025-26 AMENDED BUDGET	YTD BALANCE 01/31/2026	ACTIVITY FOR MONTH 01/31/2026	AVAILABLE BALANCE	% BDGT USED
Fund 204 - MUNICIPAL STREET FUND						
449.000	- ACT 51 STREETS/BRIDGES	800,000.00	735,821.35	5,357.36	64,178.65	91.98
TOTAL REVENUES		800,000.00	735,821.35	5,357.36	64,178.65	91.98
449.181	- OVERHEAD	125,000.00	27,101.93	3,500.00	97,898.07	21.68
901.937	- LOCAL STREET CONSTRUCTION	1,920,499.67	701,610.96	0.00	1,218,888.71	36.53
TOTAL EXPENDITURES		2,045,499.67	728,712.89	3,500.00	1,316,786.78	35.63
Fund 204 - MUNICIPAL STREET FUND:						
TOTAL REVENUES		800,000.00	735,821.35	5,357.36	64,178.65	91.98
TOTAL EXPENDITURES		2,045,499.67	728,712.89	3,500.00	1,316,786.78	35.63
NET OF REVENUES & EXPENDITURES		(1,245,499.67)	7,108.46	1,857.36	(1,252,608.13)	0.57

PERIOD ENDING 01/31/2026

*NOTE: Available Balance / Pct Budget Used does not reflect amounts encumbered.

GL NUMBER	DESCRIPTION	2025-26 AMENDED BUDGET	YTD BALANCE 01/31/2026	ACTIVITY FOR MONTH 01/31/2026	AVAILABLE BALANCE	% BDGT USED
Fund 248 - DOWNTOWN DEVELOPMENT AUTHORITY FUND						
728.000	- ECONOMIC DEVELOPMENT	35,000.00	15,852.34	7,846.11	19,147.66	45.29
TOTAL REVENUES		<u>35,000.00</u>	<u>15,852.34</u>	<u>7,846.11</u>	<u>19,147.66</u>	<u>45.29</u>
449.121	- TREE/SHRUB MAINTENANCE/REPLCMENT	71,500.00	0.00	0.00	71,500.00	0.00
728.000	- ECONOMIC DEVELOPMENT	18,500.00	11,473.49	3,066.55	7,026.51	62.02
TOTAL EXPENDITURES		<u>90,000.00</u>	<u>11,473.49</u>	<u>3,066.55</u>	<u>78,526.51</u>	<u>12.75</u>
Fund 248 - DOWNTOWN DEVELOPMENT AUTHORITY FUND:						
TOTAL REVENUES		35,000.00	15,852.34	7,846.11	19,147.66	45.29
TOTAL EXPENDITURES		<u>90,000.00</u>	<u>11,473.49</u>	<u>3,066.55</u>	<u>78,526.51</u>	<u>12.75</u>
NET OF REVENUES & EXPENDITURES		(55,000.00)	4,378.85	4,779.56	(59,378.85)	7.96

PERIOD ENDING 01/31/2026

*NOTE: Available Balance / Pct Budget Used does not reflect amounts encumbered.

GL NUMBER	DESCRIPTION	2025-26 AMENDED BUDGET	YTD BALANCE 01/31/2026	ACTIVITY FOR MONTH 01/31/2026	AVAILABLE BALANCE	% BDGT USED
Fund 510 - ALMA PUBLIC LIBRARY FUND						
000.000	- GENERAL	0.00	37.00	0.00	(37.00)	100.00
790.000	- LIBRARY	775,000.00	325,056.92	28,439.34	449,943.08	41.94
TOTAL REVENUES		<u>775,000.00</u>	<u>325,093.92</u>	<u>28,439.34</u>	<u>449,906.08</u>	<u>41.95</u>
790.000	- LIBRARY	684,000.00	375,864.18	76,949.71	308,135.82	54.95
790.265	- LIBRARY MAINTENANCE	211,500.00	37,993.70	7,861.21	173,506.30	17.96
904.000	- DEPRECIATION	140,000.00	83,058.59	10,616.59	56,941.41	59.33
TOTAL EXPENDITURES		<u>1,035,500.00</u>	<u>496,916.47</u>	<u>95,427.51</u>	<u>538,583.53</u>	<u>47.99</u>
Fund 510 - ALMA PUBLIC LIBRARY FUND:						
TOTAL REVENUES		775,000.00	325,093.92	28,439.34	449,906.08	41.95
TOTAL EXPENDITURES		<u>1,035,500.00</u>	<u>496,916.47</u>	<u>95,427.51</u>	<u>538,583.53</u>	<u>47.99</u>
NET OF REVENUES & EXPENDITURES		(260,500.00)	(171,822.55)	(66,988.17)	(88,677.45)	65.96

PERIOD ENDING 01/31/2026

*NOTE: Available Balance / Pct Budget Used does not reflect amounts encumbered.

GL NUMBER	DESCRIPTION	2025-26 AMENDED BUDGET	YTD BALANCE 01/31/2026	ACTIVITY FOR MONTH 01/31/2026	AVAILABLE BALANCE	% BDGT USED
Fund 580 - STATE STREET PLAZA FUND						
000.000	- GENERAL	90,000.00	45,274.66	5,323.67	44,725.34	50.31
265.000	- BUILDING/GROUNDS MAINT	0.00	100.00	0.00	(100.00)	100.00
TOTAL REVENUES		<u>90,000.00</u>	<u>45,374.66</u>	<u>5,323.67</u>	<u>44,625.34</u>	<u>50.42</u>
265.000	- BUILDING/GROUNDS MAINT	24,250.00	5,738.03	1,596.07	18,511.97	23.66
265.810	- 200 PROSPECT	7,500.00	2,368.63	400.69	5,131.37	31.58
265.820	- 202 PROSPECT	1,000.00	0.00	0.00	1,000.00	0.00
265.830	- 204 PROSPECT	0.00	337.98	51.54	(337.98)	100.00
265.840	- 206 PROSPECT	750.00	340.19	50.69	409.81	45.36
265.850	- 217 N STATE	10,000.00	4,678.96	949.36	5,321.04	46.79
265.860	- 219 N STATE	17,500.00	8,019.51	1,801.25	9,480.49	45.83
265.870	- 221 N STATE	13,000.00	5,064.62	965.98	7,935.38	38.96
265.880	- COMMON AREA	16,000.00	11,773.14	2,873.58	4,226.86	73.58
904.000	- DEPRECIATION	12,000.00	5,982.91	485.14	6,017.09	49.86
TOTAL EXPENDITURES		<u>102,000.00</u>	<u>44,303.97</u>	<u>9,174.30</u>	<u>57,696.03</u>	<u>43.44</u>
Fund 580 - STATE STREET PLAZA FUND:						
TOTAL REVENUES		90,000.00	45,374.66	5,323.67	44,625.34	50.42
TOTAL EXPENDITURES		<u>102,000.00</u>	<u>44,303.97</u>	<u>9,174.30</u>	<u>57,696.03</u>	<u>43.44</u>
NET OF REVENUES & EXPENDITURES		(12,000.00)	1,070.69	(3,850.63)	(13,070.69)	8.92

PERIOD ENDING 01/31/2026

*NOTE: Available Balance / Pct Budget Used does not reflect amounts encumbered.

GL NUMBER	DESCRIPTION	2025-26 AMENDED BUDGET	YTD BALANCE 01/31/2026	ACTIVITY FOR MONTH 01/31/2026	AVAILABLE BALANCE	% BDGT USED
Fund 588 - TRANSPORTATION SYSTEM FUND						
596.000	- TRANSIT OPERATIONS	1,519,500.00	1,899,503.66	609,470.09	(380,003.66)	125.01
596.277	- TRANSIT RTAP GRANTS	5,500.00	7,466.85	0.00	(1,966.85)	135.76
TOTAL REVENUES		<u>1,525,000.00</u>	<u>1,906,970.51</u>	<u>609,470.09</u>	<u>(381,970.51)</u>	<u>125.05</u>
596.000	- TRANSIT OPERATIONS	3,970,400.00	2,258,192.35	392,834.85	1,712,207.65	56.88
596.270	- TRANSIT DISPATCHERS	167,500.00	93,788.16	17,292.06	73,711.84	55.99
596.510	- TRANSIT SYSTEM MAINTENANCE	104,000.00	57,193.19	10,914.11	46,806.81	54.99
596.520	- TRANSIT ADMINISTRATION	264,000.00	161,214.83	36,056.97	102,785.17	61.07
904.000	- DEPRECIATION	260,000.00	169,376.38	17,679.51	90,623.62	65.14
TOTAL EXPENDITURES		<u>4,765,900.00</u>	<u>2,739,764.91</u>	<u>474,777.50</u>	<u>2,026,135.09</u>	<u>57.49</u>
Fund 588 - TRANSPORTATION SYSTEM FUND:						
TOTAL REVENUES		<u>1,525,000.00</u>	<u>1,906,970.51</u>	<u>609,470.09</u>	<u>(381,970.51)</u>	<u>125.05</u>
TOTAL EXPENDITURES		<u>4,765,900.00</u>	<u>2,739,764.91</u>	<u>474,777.50</u>	<u>2,026,135.09</u>	<u>57.49</u>
NET OF REVENUES & EXPENDITURES		<u>(3,240,900.00)</u>	<u>(832,794.40)</u>	<u>134,692.59</u>	<u>(2,408,105.60)</u>	<u>25.70</u>

PERIOD ENDING 01/31/2026

*NOTE: Available Balance / Pct Budget Used does not reflect amounts encumbered.

GL NUMBER	DESCRIPTION	2025-26 AMENDED BUDGET	YTD BALANCE 01/31/2026	ACTIVITY FOR MONTH 01/31/2026	AVAILABLE BALANCE	% BDGT USED
Fund 590 - SEWER FUND						
527.000	- SEWAGE DISPOSAL	3,000,000.00	1,595,666.89	316,248.05	1,404,333.11	53.19
TOTAL REVENUES		<u>3,000,000.00</u>	<u>1,595,666.89</u>	<u>316,248.05</u>	<u>1,404,333.11</u>	<u>53.19</u>
527.000	- SEWAGE DISPOSAL	230,337.75	862,903.38	111,313.10	(632,565.63)	374.63
527.520	- SEWAGE DISPOSAL - ADMINISTRATION	263,000.00	152,481.14	33,570.39	110,518.86	57.98
527.552	- MAINTENANCE OF SEWER MAINS	2,111,028.29	762,297.78	19,422.27	1,348,730.51	36.11
527.556	- SEWAGE UTILITY BILLING/CUSTOMER CARE	72,000.00	47,339.62	13,069.78	24,660.38	65.75
527.558	- ARCADA TWP SEWER MAINS	9,000.00	6,177.22	500.00	2,822.78	68.64
527.559	- ARCADA SEWAGE LIFT STATIONS	16,000.00	5,646.08	638.17	10,353.92	35.29
527.560	- PINE RIVER TWP SEWER MAINS	9,500.00	3,050.68	500.00	6,449.32	32.11
527.561	- PINE RIVER TWP SEWAGE LIFT STATION	15,500.00	5,730.12	663.90	9,769.88	36.97
901.000	- CONSTRUCTION	265,590.85	0.00	0.00	265,590.85	0.00
904.000	- DEPRECIATION	400,000.00	265,014.35	37,185.34	134,985.65	66.25
905.000	- DEBT SERVICE	70,500.00	47,262.96	21,818.48	23,237.04	67.04
TOTAL EXPENDITURES		<u>3,462,456.89</u>	<u>2,157,903.33</u>	<u>238,681.43</u>	<u>1,304,553.56</u>	<u>62.32</u>
Fund 590 - SEWER FUND:						
TOTAL REVENUES		3,000,000.00	1,595,666.89	316,248.05	1,404,333.11	53.19
TOTAL EXPENDITURES		<u>3,462,456.89</u>	<u>2,157,903.33</u>	<u>238,681.43</u>	<u>1,304,553.56</u>	<u>62.32</u>
NET OF REVENUES & EXPENDITURES		(462,456.89)	(562,236.44)	77,566.62	99,779.55	121.58

PERIOD ENDING 01/31/2026

*NOTE: Available Balance / Pct Budget Used does not reflect amounts encumbered.

GL NUMBER	DESCRIPTION	2025-26 AMENDED BUDGET	YTD BALANCE 01/31/2026	ACTIVITY FOR MONTH 01/31/2026	AVAILABLE BALANCE	% BDGT USED
Fund 591 - WATER FUND						
536.000	POTABLE WATER SYSTEM	3,175,000.00	1,655,951.07	255,056.54	1,519,048.93	52.16
TOTAL REVENUES		<u>3,175,000.00</u>	<u>1,655,951.07</u>	<u>255,056.54</u>	<u>1,519,048.93</u>	<u>52.16</u>
536.000	POTABLE WATER SYSTEM	1,605,000.00	954,262.95	39,839.00	650,737.05	59.46
536.552	MAINTENANCE OF WATER MAINS	8,516,355.00	1,963,420.54	35,893.14	6,552,934.46	23.05
536.556	WATER UTILITY BILLING/CUSTOMER CARE	98,000.00	64,735.17	19,241.87	33,264.83	66.06
901.000	CONSTRUCTION	363,918.05	0.00	0.00	363,918.05	0.00
904.000	DEPRECIATION	225,000.00	117,018.73	16,692.82	107,981.27	52.01
905.000	DEBT SERVICE	120,000.00	0.00	0.00	120,000.00	0.00
TOTAL EXPENDITURES		<u>10,928,273.05</u>	<u>3,099,437.39</u>	<u>111,666.83</u>	<u>7,828,835.66</u>	<u>28.36</u>
Fund 591 - WATER FUND:						
TOTAL REVENUES		3,175,000.00	1,655,951.07	255,056.54	1,519,048.93	52.16
TOTAL EXPENDITURES		10,928,273.05	3,099,437.39	111,666.83	7,828,835.66	28.36
NET OF REVENUES & EXPENDITURES		<u>(7,753,273.05)</u>	<u>(1,443,486.32)</u>	<u>143,389.71</u>	<u>(6,309,786.73)</u>	<u>18.62</u>

PERIOD ENDING 01/31/2026

*NOTE: Available Balance / Pct Budget Used does not reflect amounts encumbered.

GL NUMBER	DESCRIPTION	2025-26 AMENDED BUDGET	YTD BALANCE 01/31/2026	ACTIVITY FOR MONTH 01/31/2026	AVAILABLE BALANCE	% BDGT USED
Fund 596 - RUBBISH COLLECTION FUND						
528.000	- REFUSE COLLECTION/DISPOSAL	785,000.00	395,474.82	64,968.68	389,525.18	50.38
TOTAL REVENUES		785,000.00	395,474.82	64,968.68	389,525.18	50.38
528.000	- REFUSE COLLECTION/DISPOSAL	444,000.00	258,417.95	42,105.33	185,582.05	58.20
528.446	- YARD WASTE COLLECTION	138,500.00	81,575.77	10,342.06	56,924.23	58.90
528.447	- LEAF COLLECTION	156,000.00	102,901.41	8,250.00	53,098.59	65.96
528.510	- YARD WASTE COMPOST SITE	153,000.00	134,589.14	8,760.43	18,410.86	87.97
528.520	- REFUSE DISPOSAL ADMINISTRATION	13,500.00	6,617.10	1,029.56	6,882.90	49.02
TOTAL EXPENDITURES		905,000.00	584,101.37	70,487.38	320,898.63	64.54
Fund 596 - RUBBISH COLLECTION FUND:						
TOTAL REVENUES		785,000.00	395,474.82	64,968.68	389,525.18	50.38
TOTAL EXPENDITURES		905,000.00	584,101.37	70,487.38	320,898.63	64.54
NET OF REVENUES & EXPENDITURES		(120,000.00)	(188,626.55)	(5,518.70)	68,626.55	157.19

PERIOD ENDING 01/31/2026

*NOTE: Available Balance / Pct Budget Used does not reflect amounts encumbered.

GL NUMBER	DESCRIPTION	2025-26 AMENDED BUDGET	YTD BALANCE 01/31/2026	ACTIVITY FOR MONTH 01/31/2026	AVAILABLE BALANCE	% BDGT USED
Fund 661 - MUNICIPAL SERVICES FUND						
000.000	- GENERAL	0.00	15,018.69	180.10	(15,018.69)	100.00
532.000	- CENTRAL GARAGE	1,200,000.00	782,212.43	143,750.00	417,787.57	65.18
TOTAL REVENUES		1,200,000.00	797,231.12	143,930.10	402,768.88	66.44
449.000	- ACT 51 STREETS/BRIDGES	0.00	989.94	336.97	(989.94)	100.00
532.000	- CENTRAL GARAGE	1,200,000.00	726,419.45	151,880.84	473,580.55	60.53
904.000	- DEPRECIATION	225,000.00	0.00	0.00	225,000.00	0.00
TOTAL EXPENDITURES		1,425,000.00	727,409.39	152,217.81	697,590.61	51.05
Fund 661 - MUNICIPAL SERVICES FUND:						
TOTAL REVENUES		1,200,000.00	797,231.12	143,930.10	402,768.88	66.44
TOTAL EXPENDITURES		1,425,000.00	727,409.39	152,217.81	697,590.61	51.05
NET OF REVENUES & EXPENDITURES		(225,000.00)	69,821.73	(8,287.71)	(294,821.73)	31.03
TOTAL REVENUES - ALL FUNDS		13,260,000.00	8,149,462.83	1,552,575.38	5,110,537.17	61.46
TOTAL EXPENDITURES - ALL FUNDS		28,023,925.95	12,311,414.87	1,292,803.05	15,712,511.08	43.93
NET OF REVENUES & EXPENDITURES		(14,763,925.95)	(4,161,952.04)	259,772.33	(10,601,973.91)	28.19



CITY OF ALMA

525 East Superior St.
Alma, MI 48801

Curtis Dancer

Finance Director/Treasurer
525 East Superior St.
Alma, Michigan 48801
cdancer@myalma.org
(989) 463-9504

City of Alma Commission

Greg Mapes,	Mayor
Roxann Harrington,	Vice Mayor
Andrew Bare,	Commissioner
Danny Wernick,	Commissioner
Roger Allman,	Commissioner
Michelle Pitts,	Commissioner
Sonia Gibson,	Commissioner
Adam Flory	City Attorney
Aeric Ripley,	City Manager
Sara Anderson	City Clerk

FINANCE REPORT FOR CITY COMMISSION

Investment Report

**To be approved at Commission
Meeting dated**

February 24, 2026

Month/Day/year

**January of 2026
Cash and Investment Balance Summary**

Cash and Cash Equivalents

Institution Name	Account Type	Account Description	Account Number	Account Balance	Interest Rate
Commercial Bank	Checking Account	Transit Account	Acct. 9806	\$ 635,404.04	1.16%
Commercial Bank	Checking Account	Capital Account	Acct. 0656	\$ 10,001.27	0.05%
Fifth Third Securities	Money Market Account	Money Market Account	Acct. 8275	\$ 12,737.85	3.55%
Huntington Bank	Checking Account	Public Funds Economy Checking	Acct. 4429	\$ 48,911.81	0.00%
Isabella Bank	ICS Disbursement Account	Isabella Business Interest Checking	Acct. 7997	\$ 2,500.00	0.00%
Isabella Bank	IB&T Repo Sweep	Isabella Bank Repo Sweep Account	Acct. 7078	\$ 1,824,397.58	3.86%
Isabella Community Credit Union	Membership Shares Account	Shares Account	Acct. 0000	\$ 5.00	0.00%
Mercantile Bank	Checking Account	Payroll and Payables	Acct. 2317	\$ 277,507.74	0.00%
Mercantile Bank	ICS Sweep Account	ICS Sweep Account	Acct. 3881	\$ 1,553,102.38	2.25%
Mercantile Bank	Checking Account	Tax Account	Acct. 6455	\$ 372,851.93	0.48%
Mercantile Bank	Checking Account	Disc Golf Account	Acct. 8899	\$ 1,195.54	0.00%
Mercantile Bank	Checking Account	HRA/FSA Flex Account (JFP)	Acct. 4814	\$ 12,382.41	0.10%
Michigan One Community Credit Union	Savings Account	Primary Savings	Acct. 0080	\$ 1,005.06	0.01%
				<u>\$ 4,752,002.61</u>	<u>2.42%</u>

Local Government Investment Pools

Institution Name	Account Type	Account Description	Account Number	Account Balance	Interest Rate
Michigan Class	Pooled Investment Account	City of Alma	Acct. 0336-0001	\$ 3,990,091.22	3.84%
Michigan Class	Pooled Investment Account	Library Endowment Fund	Acct. 0336-0003	\$ 364,452.10	3.84%
Michigan Class	Pooled Investment Account	Cemetery Trust Fund	Acct. 0336-0004	\$ 490,081.95	3.84%
Michigan Class	Pooled Investment Account	Public Safety Benevolent Fund	Acct. 0336-0005	\$ 643,029.74	3.84%
Michigan Class	Pooled Investment Account	Alma Transit Center	Acct. 0336-0010	\$ 757,074.74	3.84%
Michigan Class	Pooled Investment Account	Downtown Development Authority Fund	Acct. 0336-0007	\$ 27,751.24	3.84%
				<u>\$ 6,272,480.99</u>	<u>3.84%</u>

Investments

Institution Name	Investment Type	Maturity Date	Duration	Amount	Interest Rate
Independent Bank	CD	2/9/2026	6 month	\$ 250,000.00	3.90%
Huntington Bank	CDAR	2/12/2026	2 year	\$ 250,000.00	4.40%
Mercantile Bank	CDAR	2/19/2026	12 month	\$ 500,000.00	3.80%
Isabella Community Credit Union	CD	2/20/2026	1 year	\$ 50,000.00	3.80%
Isabella Community Credit Union	CD	2/20/2026	18 month	\$ 100,000.00	4.00%
Commercial Bank	CDAR	3/5/2026	6 month	\$ 250,000.00	3.60%
Commercial Bank	CD	3/5/2026	5 month	\$ 250,000.00	3.25%
Commercial Bank	CDAR	3/6/2026	1 year	\$ 250,000.00	3.85%
Huntington Bank	CD	3/10/2026	1 year	\$ 250,000.00	3.70%
Commercial Bank	CD	3/14/2026	5 month	\$ 250,000.00	3.25%
Fifth Third Securities	US Treasury	3/31/2026	9 month	\$ 100,000.00	4.01%
Commercial Bank	CD	4/5/2026	5 month	\$ 255,615.00	3.00%
Fifth Third Securities	US Treasury	4/15/2026	2 year	\$ 123,000.00	3.90%
Isabella Bank	CD	4/17/2026	14 month	\$ 269,424.00	4.25%
Old National Bank (via Fifth Third Securities)	CD	5/22/2026	1 year	\$ 250,000.00	4.10%
PNC Bank (via Fifth Third Securities)	CD	5/22/2026	1 year	\$ 250,000.00	4.00%
Bank of America (via Fifth Third Securities)	CD	6/4/2026	1 year	\$ 250,000.00	4.25%
BMO Bank (via Fifth Third Securities)	CD	6/12/2026	1 year	\$ 250,000.00	4.25%
Fifth Third Securities	US Treasury	6/15/2026	2 year	\$ 250,000.00	4.64%
Commercial Bank	CDAR	6/24/2026	1 year	\$ 250,000.00	3.70%
Huntington Bank	CDAR	6/25/2026	1 year	\$ 250,000.00	4.10%
Huntington Bank	CDAR	6/25/2026	2 year	\$ 250,000.00	4.75%
Fifth Third Securities	US Treasury	6/30/2026	13 month	\$ 100,000.00	4.01%
Fifth Third Securities	US Treasury	6/30/2026	2 year	\$ 250,000.00	4.61%
Fifth Third Securities	US Treasury	7/31/2026	13 month	\$ 100,000.00	3.92%
Fifth Third Securities	US Treasury	8/15/2026	12 month	\$ 104,000.00	3.81%
Isabella Community Credit Union	CD	8/20/2026	12 month	\$ 100,000.00	3.80%
Fifth Third Securities	US Treasury	8/31/2026	15 month	\$ 100,000.00	4.00%
Fifth Third Securities	US Treasury	8/31/2026	18 month	\$ 115,000.00	4.22%
Fifth Third Securities	US Treasury	8/31/2026	12 month	\$ 125,000.00	3.81%
Fifth Third Securities	US Treasury	8/31/2026	12 month	\$ 286,000.00	3.73%
Fifth Third Securities	US Treasury	9/30/2026	16 month	\$ 100,000.00	3.99%
Fifth Third Securities	US Treasury	9/30/2026	2 year	\$ 250,168.80	4.15%
Fifth Third Securities	US Treasury	11/15/2026	2 year	\$ 249,855.15	4.00%
Fifth Third Securities	US Treasury	11/30/2026	17 month	\$ 100,000.00	3.94%
Fifth Third Securities	US Treasury	11/30/2026	17 month	\$ 100,000.00	3.83%
Huntington Bank	CDAR	12/24/2026	52 weeks	\$ 250,000.00	3.50%
Huntington Bank	CDAR	12/31/2026	2 year	\$ 250,000.00	4.00%
Fifth Third Securities	US Treasury	1/31/2027	19 month	\$ 100,000.00	3.92%
Fifth Third Securities	US Treasury	1/31/2027	2 year	\$ 225,000.00	4.20%
Huntington Bank	CDAR	2/12/2027	2 year	\$ 250,000.00	4.05%
Fifth Third Securities	US Treasury	2/28/2027	19 month	\$ 100,000.00	3.80%
Commercial Bank	CDAR	3/6/2027	2 year	\$ 250,000.00	3.70%
Fifth Third Securities	US Treasury	3/31/2027	2 year	\$ 100,000.00	3.77%
Fifth Third Securities	US Treasury	4/30/2027	2 year	\$ 100,000.00	3.88%
Fifth Third Securities	US Treasury	5/31/2027	18 month	\$ 282,900.00	3.38%
Huntington Bank	CDAR	6/24/2027	2 year	\$ 250,000.00	3.90%
UBS Bank (via Fifth Third Securities)	CD	6/25/2027	2 year	\$ 250,000.00	4.00%
Fifth Third Securities	US Treasury	7/31/2027	18 month	\$ 256,300.00	3.45%
Fifth Third Securities	US Treasury	7/31/2027	18 month	\$ 256,300.00	3.45%
Goldman Sachs (via Fifth Third Securities)	CD	8/19/2027	2 year	\$ 250,000.00	3.80%
Michigan One Credit Union	CD	8/20/2027	24 month	\$ 250,000.00	3.85%
Fifth Third Securities	US Treasury	9/30/2027	2 year	\$ 272,638.00	3.44%
Fifth Third Securities	US Treasury	11/15/2027	2 year	\$ 51,200.00	3.51%
Capital One (via Fifth Third Securities)	CD	11/19/2027	2 year	\$ 250,000.00	3.65%
Morgan Stanley (via Fifth Third Securities)	CD	11/26/2027	2 year	\$ 250,000.00	3.65%
Ally Bank (via Fifth Third Securities)	CD	12/6/2027	2 year	\$ 250,000.00	3.75%
Huntington Bank	CDAR	12/23/2027	2 year	\$ 250,000.00	3.40%
FNBA (via Fifth Third Securities)	CD	1/31/2028	2 year	\$ 250,000.00	3.50%
				<u>\$ 11,972,400.95</u>	<u>3.86%</u>

* Michigan Class Pooled Investment Accounts calculate yields daily. The amount reported is the monthly average of the daily investment yield. Actual yield ranged between 3.8187% - 3.9191% in the month of January. See attached for details.

MICHIGAN CLASS
Schedule of Investments
02/01/26

Cusip	Security Description	Coupon	Maturity Date	Days to Reset		Share/Par	Original Cost	Amortized Cost	Price	Market Value	Unrealized Gain / (Loss)	% of MV	Ratings		YTM	Current Yield
				Maturity									S&P	YTM		
Bank Deposits																
BANKS SAVINGS-DEPOSIT ACCOUNT																
FIFTHDDA	Fifth Third DDA Balance	3.25%	V		1	4,415,147.77	4,415,147.77	4,415,147.77	100.00	4,415,147.77	-	0.07%	A-1		3.25%	3.25%
FMERCCASH	First Merchants Bank -ICS	3.65%	V		1	134,210,340.15	134,210,340.15	134,210,340.15	100.00	134,210,340.15	-	2.24%	A-1+		3.65%	3.65%
WATERCASH	Waterford Bank - ICS	3.60%	V		1	58,998,331.41	58,998,331.41	58,998,331.41	100.00	58,998,331.41	-	0.98%	A-1+		3.60%	3.60%
TOTAL : BANKS SAVINGS-DEPOSIT ACCOUNT						197,623,819.33	197,623,819.33	197,623,819.33		197,623,819.33	-	3.30%				
TOTAL : Bank Deposits																
Commercial Paper																
BANKING																
0018A3CH5	ANZ New Zealand (Int'l) Limited of London			03/17/26	44	25,000,000.00	24,500,993.06	24,881,451.39	99.54	24,883,850.00	2,398.61	0.42%	A-1+		3.87%	3.87%
0020NACN8	ASB Bank Ltd.	3.90%	V	05/20/26	1	40,000,000.00	40,000,000.00	40,000,000.00	100.05	40,018,840.00	18,840.00	0.67%	A-1+		3.90%	3.90%
0020NACR9	ASB Bank Ltd.	3.88%	V	08/24/26	1	21,000,000.00	21,000,000.00	21,000,000.00	100.02	21,004,368.00	4,368.00	0.35%	A-1+		3.88%	3.88%
05253CBP0	Australia & New Zealand Banking Group L			02/23/26	22	20,000,000.00	19,593,566.67	19,952,050.00	99.76	19,951,500.00	(550.00)	0.33%	A-1+		4.03%	4.03%
05253CEB8	Australia & New Zealand Banking Group L			05/11/26	99	14,500,000.00	14,088,139.58	14,341,716.39	98.97	14,350,273.00	8,556.61	0.24%	A-1+		3.85%	3.85%
05253MA46	Australia & New Zealand Banking Group L	3.85%	V	05/18/26	1	35,000,000.00	35,000,000.00	35,000,000.00	100.05	35,016,450.00	16,450.00	0.58%	A-1+		3.85%	3.85%
05253MA87	Australia & New Zealand Banking Group L	3.87%	V	06/04/26	1	25,000,000.00	25,000,000.00	25,000,000.00	100.06	25,015,050.00	15,050.00	0.42%	A-1+		3.87%	3.87%
05253MZT4	Australia & New Zealand Banking Group L	3.87%	V	02/23/26	1	30,000,000.00	30,000,000.00	30,000,000.00	100.01	30,003,210.00	3,210.00	0.50%	A-1+		3.87%	3.87%
05571CF30	BPCE			06/03/26	122	30,000,000.00	29,421,000.00	29,610,783.33	98.72	29,616,060.00	5,276.67	0.49%	A-1		3.88%	3.88%
05571CG70	BPCE			07/07/26	156	20,000,000.00	19,619,766.67	19,677,944.45	98.37	19,673,700.00	(4,244.45)	0.33%	A-1		3.88%	3.88%
05571CG88	BPCE			07/08/26	157	20,000,000.00	19,619,766.67	19,675,866.67	98.36	19,671,660.00	(4,206.67)	0.33%	A-1		3.88%	3.88%
06054CKZ7	BofA Securities Inc.	3.95%	V	02/05/26	1	25,000,000.00	25,000,000.00	25,000,000.00	100.00	25,000,575.00	575.00	0.42%	A-1		3.95%	3.95%
06054CLJ2	BofA Securities Inc.	3.93%	V	04/13/26	1	30,000,000.00	30,000,000.00	30,000,000.00	100.06	30,017,070.00	17,070.00	0.50%	A-1		3.93%	3.93%
06054CLK9	BofA Securities Inc.	3.93%	V	04/14/26	1	30,000,000.00	30,000,000.00	30,000,000.00	100.06	30,017,280.00	17,280.00	0.50%	A-1		3.93%	3.93%
06054PEE2	BofA Securities Inc.			05/14/26	102	30,000,000.00	29,094,583.33	29,654,916.67	98.94	29,680,560.00	25,643.33	0.50%	A-1		3.85%	3.85%
06054PEF9	BofA Securities Inc.			05/15/26	103	25,000,000.00	24,236,944.44	24,709,583.33	98.93	24,731,250.00	21,666.67	0.41%	A-1		3.85%	3.85%
06054PG91	BofA Securities Inc.			07/09/26	158	20,000,000.00	19,619,766.67	19,673,788.89	98.36	19,672,540.00	(1,248.89)	0.33%	A-1		3.85%	3.85%
06054PH33	BofA Securities Inc.			08/03/26	183	20,000,000.00	19,570,133.33	19,623,866.66	98.11	19,622,000.00	(1,866.66)	0.33%	A-1		3.84%	3.84%
06054PHB5	BofA Securities Inc.			08/11/26	191	15,000,000.00	14,672,070.83	14,704,708.33	98.03	14,704,410.00	(298.33)	0.25%	A-1		3.84%	3.84%
06054PHD1	BofA Securities Inc.			08/13/26	193	15,000,000.00	14,668,962.50	14,701,600.00	98.01	14,701,395.00	(205.00)	0.25%	A-1		3.84%	3.84%
06366HCD7	Bank of Montreal Chicago			03/13/26	40	40,000,000.00	39,191,111.11	39,826,666.67	99.57	39,827,000.00	333.33	0.66%	A-1		3.96%	3.96%
06366HG66	Bank of Montreal Chicago			07/16/26	165	20,000,000.00	19,625,933.33	19,661,066.66	98.27	19,653,840.00	(7,226.66)	0.33%	A-1		3.90%	3.90%
06741EB33	Barclays Bank PLC			02/03/26	2	25,000,000.00	24,468,312.50	24,997,062.50	99.96	24,989,825.00	(7,237.50)	0.42%	A-1+		7.43%	7.43%
06741EBH2	Barclays Bank PLC			02/17/26	16	15,000,000.00	14,675,275.00	14,973,812.50	99.82	14,972,445.00	(1,367.50)	0.25%	A-1+		4.20%	4.20%
06741EBQ2	Barclays Bank PLC			02/24/26	23	25,000,000.00	24,454,583.33	24,935,833.33	99.74	24,936,050.00	216.67	0.42%	A-1+		4.07%	4.07%
06741EBT6	Barclays Bank PLC			02/27/26	26	20,000,000.00	19,571,688.89	19,941,805.56	99.71	19,942,620.00	814.44	0.33%	A-1+		4.04%	4.04%
06741EDQ0	Barclays Bank PLC			04/24/26	82	25,000,000.00	24,515,208.33	24,780,625.00	99.13	24,781,975.00	1,350.00	0.41%	A-1+		3.92%	3.92%
06741EEC0	Barclays Bank PLC			05/12/26	100	15,000,000.00	14,702,250.00	14,836,237.50	98.94	14,840,925.00	4,687.50	0.25%	A-1+		3.91%	3.91%
06741EEF3	Barclays Bank PLC			05/15/26	103	15,000,000.00	14,698,941.67	14,831,275.00	98.91	14,836,215.00	4,940.00	0.25%	A-1+		3.91%	3.91%
06741EF88	Barclays Bank PLC			06/08/26	127	7,500,000.00	7,352,125.00	7,397,625.00	98.66	7,399,267.50	1,642.50	0.12%	A-1+		3.91%	3.91%
06741EFB1	Barclays Bank PLC			06/11/26	130	7,500,000.00	7,349,687.50	7,395,187.50	98.63	7,396,912.50	1,725.00	0.12%	A-1+		3.91%	3.91%
06741HRJ4	Barclays Bank PLC	3.88%	V	03/27/26	1	51,000,000.00	51,000,000.00	51,000,000.00	100.03	51,014,943.00	14,943.00	0.85%	A-1		3.88%	3.88%
06741HRL9	Barclays Bank PLC	3.88%	V	04/07/26	1	20,000,000.00	20,000,000.00	20,000,000.00	100.03	20,006,700.00	6,700.00	0.33%	A-1		3.88%	3.88%
06741HRN5	Barclays Bank PLC	3.89%	V	04/21/26	1	25,000,000.00	25,000,000.00	25,000,000.00	100.04	25,010,025.00	10,025.00	0.42%	A-1		3.89%	3.89%
06743VDW7	Barclays Capital Inc.			04/30/26	88	35,000,000.00	34,309,916.67	34,670,125.00	99.06	34,672,435.00	2,310.00	0.58%	A-1		3.92%	3.92%
09659CC55	BNP Paribas New York Branch			03/05/26	32	50,000,000.00	48,969,305.56	49,823,472.22	99.65	49,825,500.00	2,027.78	0.83%	A-1		3.99%	3.99%
09659CC44	BNP Paribas New York Branch			03/10/26	37	20,000,000.00	19,595,766.67	19,919,600.00	99.60	19,919,800.00	200.00	0.33%	A-1		3.97%	3.97%
09660KCC9	BNP Paribas SA			03/12/26	39	25,000,000.00	24,494,708.33	24,893,916.67	99.58	24,894,450.00	533.33	0.42%	A-1		3.97%	3.97%
1730QPBT3	Citigroup Global Markets	3.94%	V	03/13/26	1	35,000,000.00	35,000,000.00	35,000,000.00	100.03	35,011,550.00	11,550.00	0.58%	A-1		3.94%	3.94%
1730QPCW5	Citigroup Global Markets	3.93%	V	07/02/26	1	20,000,000.00	20,000,000.00	20,000,000.00	100.09	20,017,040.00	17,040.00	0.33%	A-1		3.93%	3.93%
1730QPCX3	Citigroup Global Markets	3.93%	V	07/01/26	1	15,000,000.00	15,000,000.00	15,000,000.00	100.09	15,012,765.00	12,765.00	0.25%	A-1		3.93%	3.93%
19121BB65	The Coca-Cola Co.			02/06/26	5	10,000,000.00	9,703,916.67	9,995,355.56	99.93	9,992,910.00	(2,445.56)	0.17%	A-1		5.18%	5.18%
20272FD99	Commonwealth Bank of Australia	3.84%	V	03/02/26	1	35,000,000.00	35,000,000.00	35,000,000.00	100.02	35,006,475.00	6,475.00	0.58%	A-1+		3.84%	3.84%
20272FDG7	Commonwealth Bank of Australia	3.84%	V	03/04/26	1	25,000,000.00	25,000,000.00	25,000,000.00	100.02	25,004,925.00	4,925.00	0.42%	A-1+		3.84%	3.84%
20272FDY8	Commonwealth Bank of Australia	3.85%	V	04/29/26	1	25,000,000.00	25,000,000.00	25,000,000.00	100.05	25,013,500.00	13,500.00	0.42%	A-1+		3.85%	3.85%
20272FEK7	Commonwealth Bank of Australia	3.85%	V	03/02/26	1	50,000,000.00	50,000,000.00	50,000,000.00	100.02	50,010,300.00	10,300.00	0.83%	A-1+		3.85%	3.85%
20272FEL5	Commonwealth Bank of Australia	3.85%	V	03/03/26	1	30,000,000.00	30,000,000.00	30,000,000.00	100.02	30,005,970.00	5,970.00	0.50%	A-1+		3.85%	3.85%
20272FEM3	Commonwealth Bank of Australia	3.85%	V	03/04/26	1	10,000,000.00	10,000,000.00	10,000,000.00	100.02	10,002,050.00	2,050.00	0.17%	A-1+		3.85%	3.85%
20272FEX9	Commonwealth Bank of Australia	3.84%	V	07/13/26	1	15,000,000.00	15,000,000.00	15,000,000.00	100.05	15,007,860.00	7,860.00	0.25%	A-1+		3.84%	3.84%
22533UEC3	Credit Agricole CIB New York			05/12/26	100	30,000,000.00	29,382,400.00	29,683,200.00	98.97	29,691,870.00	8,670.00	0.50%	A-1		3.79%	3.79%
22533UET6	Credit Agricole CIB New York			05/27/26	115	25,000,000.00	24,477,500.00	24,686,500.00	98.82	24,704,725.00	18,225.00	0.41%	A-1		3.79%	3.79%
22533UF99	Credit Agricole CIB New York			06/09/26	128	15,000,000.00	14,699,687.50	14,794,947.92	98.69	14,802,750.00	7,802.08	0.25%	A-1		3.80%	3.80%

MICHIGAN CLASS
Schedule of Investments
02/01/26

Cusip	Security Description	Coupon	Maturity Date	Days to Reset		Share/Par	Original Cost	Amortized Cost	Price	Market Value	Unrealized		Ratings		YTM	Current Yield
				Maturity							Gain / (Loss)	% of MV	S&P			
23343WGP6	DZ Bank AG		07/23/26	172		20,000,000.00	19,622,855.56	19,645,650.00	98.22	19,643,220.00	(2,430.00)	0.33%	A-1	3.85%	3.85%	
44988GG2E	ING (U.S.) Funding LLC	3.92%	02/23/26	1		25,000,000.00	25,000,000.00	25,000,000.00	100.01	25,003,600.00	3,600.00	0.42%	A-1	3.92%	3.92%	
44988GGY8	ING (U.S.) Funding LLC	3.91%	06/12/26	1		40,000,000.00	40,000,000.00	40,000,000.00	100.06	40,025,400.00	25,400.00	0.67%	A-1	3.91%	3.91%	
44988GGZ5	ING (U.S.) Funding LLC	3.85%	03/23/26	1		20,000,000.00	19,998,994.00	19,999,723.07	100.03	20,005,660.00	5,936.93	0.33%	A-1	3.85%	3.85%	
44988GH27	ING (U.S.) Funding LLC	3.91%	06/18/26	1		35,000,000.00	35,000,000.00	35,000,000.00	100.06	35,022,400.00	22,400.00	0.58%	A-1	3.91%	3.91%	
44988KME6	ING (U.S.) Funding LLC	3.94%	04/06/26	1		30,000,000.00	30,000,000.00	30,000,000.00	100.05	30,014,970.00	14,970.00	0.50%	A-1	3.94%	3.94%	
48246UCC8	KFW		03/12/26	39		29,500,000.00	28,910,901.39	29,377,001.39	99.59	29,380,289.00	3,287.61	0.49%	A-1+	3.81%	3.81%	
48246UGW0	KFW		07/30/26	179		25,000,000.00	24,541,215.28	24,548,819.45	98.20	24,549,975.00	1,155.55	0.41%	A-1+	3.74%	3.74%	
48246UGX8	KFW		07/31/26	180		20,000,000.00	19,630,944.44	19,637,027.77	98.19	19,638,080.00	1,052.23	0.33%	A-1+	3.74%	3.74%	
50244MBJ0	LVMH Moet Hennessy Louis Vuitton		02/18/26	17		32,300,000.00	31,978,309.94	32,243,439.11	99.81	32,237,241.10	(6,198.01)	0.54%	A-1+	4.18%	4.18%	
53943SC96	Lloyds Bank PLC		03/09/26	36		30,000,000.00	29,383,333.33	29,883,333.33	99.62	29,885,280.00	1,946.67	0.50%	A-1	3.89%	3.89%	
55607NH37	Macquarie Bank Ltd.	3.93%	06/26/26	1		39,000,000.00	39,000,000.00	39,000,000.00	100.07	39,027,768.00	27,768.00	0.65%	A-1	3.93%	3.93%	
60689GEF9	Mizuho Bank Ltd. New York		05/15/26	103		25,000,000.00	24,237,875.00	24,709,937.50	98.92	24,730,500.00	20,562.50	0.41%	A-1	3.86%	3.86%	
60689GEJ1	Mizuho Bank Ltd. New York		05/18/26	106		20,000,000.00	19,394,111.11	19,760,833.33	98.89	19,778,220.00	17,386.67	0.33%	A-1	3.86%	3.86%	
60689QDP6	Mizuho Bank Ltd. Singapore		04/23/26	81		15,000,000.00	14,834,843.75	14,874,166.67	99.14	14,870,790.00	(3,376.67)	0.25%	A-1	3.92%	3.92%	
62479MB93	MUFG Bank Ltd. New York		02/09/26	8		20,000,000.00	19,571,416.67	19,983,783.33	99.90	19,979,860.00	(3,923.33)	0.33%	A-1	4.60%	4.60%	
62479MDW0	MUFG Bank Ltd. New York		04/30/26	88		35,000,000.00	33,995,500.00	34,653,208.33	99.08	34,677,650.00	24,441.67	0.58%	A-1	3.86%	3.86%	
62479MEK5	MUFG Bank Ltd. New York		05/19/26	107		30,000,000.00	29,100,033.33	29,641,366.67	98.88	29,664,690.00	23,323.33	0.49%	A-1	3.86%	3.86%	
62479MET6	MUFG Bank Ltd. New York		05/27/26	115		25,000,000.00	24,483,000.00	24,686,500.00	98.80	24,699,825.00	13,325.00	0.41%	A-1	3.86%	3.86%	
62479MG23	MUFG Bank Ltd. New York		07/02/26	151		25,000,000.00	24,538,930.56	24,611,458.34	98.43	24,606,700.00	(4,758.34)	0.41%	A-1	3.86%	3.86%	
63254GZF1	National Australia Bank Ltd.	3.85%	04/28/26	1		25,000,000.00	25,000,000.00	25,000,000.00	100.05	25,013,400.00	13,400.00	0.42%	A-1+	3.85%	3.85%	
63254GZK2	National Australia Bank Ltd.	3.85%	07/09/26	1		30,000,000.00	30,000,000.00	30,000,000.00	100.07	30,020,790.00	20,790.00	0.50%	A-1+	3.85%	3.85%	
63254GV69	National Australia Bank Ltd.	3.88%	02/02/26	1		15,000,000.00	15,000,000.00	15,000,000.00	100.00	15,000,285.00	285.00	0.25%	A-1+	3.88%	3.88%	
63254GV77	National Australia Bank Ltd.	3.88%	02/03/26	1		20,000,000.00	20,000,000.00	20,000,000.00	100.00	20,000,000.00	-	0.33%	A-1+	3.88%	3.88%	
63254GVW84	National Australia Bank Ltd.	3.87%	02/13/26	1		20,000,000.00	20,000,000.00	20,000,000.00	100.01	20,001,360.00	1,360.00	0.33%	A-1+	3.87%	3.87%	
63254GVW92	National Australia Bank Ltd.	3.90%	03/23/26	1		25,000,000.00	25,000,000.00	25,000,000.00	100.04	25,010,150.00	10,150.00	0.42%	A-1+	3.90%	3.90%	
63254GY41	National Australia Bank Ltd.	3.90%	06/05/26	1		20,000,000.00	20,000,000.00	20,000,000.00	100.08	20,016,540.00	16,540.00	0.33%	A-1+	3.90%	3.90%	
63254GY74	National Australia Bank Ltd.	3.90%	06/18/26	1		30,000,000.00	30,000,000.00	30,000,000.00	100.09	30,025,590.00	25,590.00	0.50%	A-1+	3.90%	3.90%	
63307MDU0	National Bank of Canada		04/28/26	86		25,000,000.00	24,288,194.44	24,757,986.11	99.10	24,774,225.00	16,238.89	0.41%	A-1	3.87%	3.87%	
63307MEJ4	National Bank of Canada		05/18/26	106		20,000,000.00	19,387,277.78	19,760,833.33	98.89	19,778,260.00	17,426.67	0.33%	A-1	3.86%	3.86%	
63307NQB6	National Bank of Canada	3.91%	06/12/26	1		40,000,000.00	40,000,000.00	40,000,000.00	100.07	40,028,520.00	28,520.00	0.67%	A-1	3.91%	3.91%	
63873KD02	Natixis New York Branch		04/02/26	60		30,000,000.00	29,405,466.67	29,807,266.67	99.35	29,806,320.00	(946.67)	0.50%	A-1	3.95%	3.95%	
63873KD11	Natixis New York Branch		04/27/26	85		25,000,000.00	24,522,666.67	24,776,000.00	99.09	24,773,500.00	(2,500.00)	0.41%	A-1	3.93%	3.93%	
65557RHL7	Nordea Bank Abp	3.90%	03/16/26	1		25,000,000.00	25,000,000.00	25,000,000.00	100.04	25,008,900.00	8,900.00	0.42%	A-1+	3.90%	3.90%	
65557RHM5	Nordea Bank Abp	3.90%	03/13/26	1		30,000,000.00	30,000,000.00	30,000,000.00	100.03	30,010,020.00	10,020.00	0.50%	A-1+	3.90%	3.90%	
65557RHX1	Nordea Bank Abp	3.85%	05/07/26	1		25,000,000.00	25,000,000.00	25,000,000.00	100.05	25,012,950.00	12,950.00	0.42%	A-1+	3.85%	3.85%	
65557RJF8	Nordea Bank Abp	3.85%	07/07/26	1		10,000,000.00	10,000,000.00	10,000,000.00	100.05	10,005,430.00	5,430.00	0.17%	A-1+	3.85%	3.85%	
74154GBL6	Pricoa Short Term Funding LLC		02/20/26	19		10,000,000.00	9,736,562.50	9,978,925.00	99.79	9,978,750.00	(175.00)	0.17%	A-1+	4.09%	4.09%	
78013WEN6	Royal Bank of Canada		05/22/26	110		35,000,000.00	33,959,070.83	34,575,051.39	98.85	34,597,150.00	22,098.61	0.58%	A-1+	3.86%	3.86%	
78014XOS9	Royal Bank of Canada	3.92%	03/13/26	1		35,000,000.00	35,000,000.00	35,000,000.00	100.02	35,008,435.00	8,435.00	0.58%	A-1+	3.92%	3.92%	
78014XRN9	Royal Bank of Canada	3.88%	06/04/26	1		19,000,000.00	19,000,000.00	19,000,000.00	100.05	19,010,146.00	10,146.00	0.32%	A-1+	3.88%	3.88%	
78014XRP4	Royal Bank of Canada	3.88%	06/05/26	1		14,000,000.00	14,000,000.00	14,000,000.00	100.05	14,007,336.00	7,336.00	0.23%	A-1+	3.88%	3.88%	
78014XRQ2	Royal Bank of Canada	3.88%	06/08/26	1		15,000,000.00	15,000,000.00	15,000,000.00	100.05	15,007,785.00	7,785.00	0.25%	A-1+	3.88%	3.88%	
78014XSL2	Royal Bank of Canada	3.84%	08/24/26	1		30,000,000.00	30,000,000.00	30,000,000.00	100.02	30,007,440.00	7,440.00	0.50%	A-1+	3.84%	3.84%	
83050UE53	Skandinaviska Enskilda Banken AB		05/05/26	93		10,000,000.00	9,732,455.56	9,898,288.89	99.03	9,903,160.00	4,871.11	0.17%	A-1	3.84%	3.84%	
83369CB29	Societe Generale SA		02/02/26	1		40,000,000.00	39,166,655.56	40,000,000.00	99.97	39,987,920.00	(12,080.00)	0.67%	A-1	11.03%	11.03%	
83369CF17	Societe Generale SA		06/01/26	120		10,000,000.00	9,808,155.56	9,871,744.45	98.73	9,873,110.00	1,365.55	0.16%	A-1	3.91%	3.91%	
83369CG73	Societe Generale SA		07/07/26	156		30,000,000.00	29,431,250.00	29,515,625.00	98.36	29,507,880.00	(7,745.00)	0.49%	A-1	3.90%	3.90%	
83369CGX6	Societe Generale SA		07/31/26	180		15,000,000.00	14,686,666.67	14,719,566.67	98.12	14,717,535.00	(2,031.67)	0.25%	A-1	3.89%	3.89%	
85324UEJ8	Standard Chartered Bank of New York		05/18/26	106		30,000,000.00	29,091,166.67	29,641,250.00	98.86	29,658,870.00	17,620.00	0.49%	A-1	3.96%	3.96%	
86562LEF5	Sumitomo Mitsui Banking Corp.		05/15/26	103		30,000,000.00	29,152,450.00	29,658,300.00	98.92	29,674,560.00	16,260.00	0.49%	A-1	3.89%	3.89%	
86562LEJ7	Sumitomo Mitsui Banking Corp.		05/18/26	106		35,000,000.00	33,999,466.67	34,589,625.00	98.88	34,609,610.00	19,985.00	0.58%	A-1	3.88%	3.88%	
86563HBA7	Sumitomo Mitsui Trust Bank, Ltd. New York		02/10/26	9		20,000,000.00	19,580,388.89	19,981,555.56	99.89	19,977,740.00	(3,815.56)	0.33%	A-1	4.52%	4.52%	
86960KGF3	Svenska Handelsbanken AB		07/15/26	164		10,000,000.00	9,810,888.89	9,832,472.22	98.29	9,829,020.00	(3,452.22)	0.16%	A-1+	3.87%	3.87%	
86960LNE6	Svenska Handelsbanken AB	3.95%	10/06/26	1		10,000,000.00	10,004,250.00	10,004,036.68	100.09	10,008,780.00	4,743.32	0.17%	A-1+	3.95%	3.95%	
86960LNF3	Svenska Handelsbanken AB	3.85%	05/07/26	1		20,000,000.00	20,000,000.00	20,000,000.00	100.04	20,007,700.00	7,700.00	0.33%	A-1+	3.85%	3.85%	
86960LNM8	Svenska Handelsbanken AB	3.86%	05/29/26	1		35,000,000.00	35,000,000.00	35,000,000.00	100.04	35,015,190.00	15,190.00	0.58%	A-1+	3.86%	3.86%	
86960LNU0	Svenska Handelsbanken AB	3.84%	08/20/26	1		10,000,000.00	10,000,000.00	10,000,000.00	100.03	10,002,950.00	2,950.00	0.17%	A-1+	3.84%	3.84%	
87020XF54	Swedbank AB		06/05/26	124		20,000,000.00	19,542,050.00	19,735,550.00	98.71	19,741,400.00	5,850.00	0.33%	A-1+	3.86%	3.86%	
87020XGV6	Swedbank AB		07/29/26	178		10,000,000.00	9,814,475.00	9,818,575.00	98.16	9,816,360.00	(2,215.00)	0.16%	A-1+	3.84%	3.84%	
87020YGD4	Swedbank AB	3.86%	05/28/26	1		35,000,000.00	35,000,000.00	35,000,000.00	100.05	35,018,130.00	18,130.00	0.58%	A-1	3.86%	3.86%	

MICHIGAN CLASS
Schedule of Investments
02/01/26

Cusip	Security Description	Coupon	Maturity Date	Days to Reset		Share/Par	Original Cost	Amortized Cost	Price	Market Value	Unrealized		Ratings		YTM	Current Yield
				Maturity							Gain / (Loss)	% of MV	S&P			
87020YG2	Swedbank AB	3.87%	V	06/08/26	1	25,000,000.00	25,000,000.00	25,000,000.00	100.06	25,014,050.00	14,050.00	0.42%	A-1	3.87%	3.87%	
891198B62	The Toronto-Dominion Bank			02/06/26	5	30,000,000.00	29,360,600.00	29,986,100.00	99.93	29,978,550.00	(7,550.00)	0.50%	A-1	5.22%	5.22%	
891198HE9	The Toronto-Dominion Bank			08/14/26	194	11,000,000.00	10,758,378.89	10,780,033.61	97.98	10,778,097.00	(1,936.61)	0.18%	A-1	3.87%	3.87%	
891198HH2	The Toronto-Dominion Bank			08/17/26	197	10,000,000.00	9,777,236.11	9,796,922.22	97.95	9,795,260.00	(1,662.22)	0.16%	A-1	3.87%	3.87%	
89233HEJ9	Toyota Motor Credit Corp.			05/18/26	106	10,000,000.00	9,706,705.56	9,882,458.34	98.87	9,887,220.00	4,761.66	0.16%	A-1+	3.93%	3.93%	
89233HEK6	Toyota Motor Credit Corp.			05/19/26	107	25,000,000.00	24,277,187.50	24,701,875.00	98.86	24,715,450.00	13,575.00	0.41%	A-1+	3.93%	3.93%	
89233HFG4	Toyota Motor Credit Corp.			06/16/26	135	15,000,000.00	14,569,375.00	14,782,250.00	98.57	14,785,320.00	3,070.00	0.25%	A-1+	3.93%	3.93%	
91127QDG1	United Overseas Bank Ltd.			04/16/26	74	15,000,000.00	14,805,895.83	14,882,895.83	99.22	14,882,925.00	29.17	0.25%	A-1+	3.88%	3.88%	
91127QDH9	United Overseas Bank Ltd.			04/17/26	75	25,000,000.00	24,676,493.06	24,802,152.78	99.21	24,802,300.00	147.22	0.41%	A-1+	3.88%	3.88%	
91127RHZ3	United Overseas Bank Ltd.	3.86%	V	02/04/26	1	40,000,000.00	40,000,000.00	40,000,000.00	100.00	40,000,000.00	-	0.67%	A-1+	3.86%	3.86%	
91127RJB4	United Overseas Bank Ltd.	3.85%	V	02/09/26	1	40,000,000.00	40,000,000.00	40,000,000.00	100.00	40,001,080.00	1,080.00	0.67%	A-1+	3.85%	3.85%	
91127RJN8	United Overseas Bank Ltd.	3.86%	V	03/06/26	1	30,000,000.00	30,000,000.00	30,000,000.00	100.02	30,005,640.00	5,640.00	0.50%	A-1+	3.86%	3.86%	
91127RJJ2	United Overseas Bank Ltd.	3.85%	V	03/12/26	1	25,000,000.00	25,000,000.00	25,000,000.00	100.02	25,005,525.00	5,525.00	0.42%	A-1+	3.85%	3.85%	
91127RKU2	United Overseas Bank Ltd.	3.88%	V	04/21/26	1	35,000,000.00	35,000,000.00	35,000,000.00	100.05	35,016,205.00	16,205.00	0.58%	A-1+	3.88%	3.88%	
91127RKX4	United Overseas Bank Ltd.	3.90%	V	06/12/26	1	25,000,000.00	25,000,000.00	25,000,000.00	100.07	25,016,675.00	16,675.00	0.42%	A-1+	3.90%	3.90%	
9612C1G76	Westpac Banking Corp.			07/07/26	156	20,000,000.00	19,559,000.00	19,674,500.00	98.37	19,673,940.00	(560.00)	0.33%	A-1+	3.88%	3.88%	
9612C1G92	Westpac Banking Corp.			07/09/26	158	35,000,000.00	34,229,825.00	34,423,025.00	98.35	34,422,325.00	(700.00)	0.57%	A-1+	3.88%	3.88%	
9612C1J81	Westpac Banking Corp.			09/08/26	219	10,000,000.00	9,753,288.89	9,779,577.78	97.74	9,774,250.00	(5,327.78)	0.16%	A-1+	3.85%	3.85%	
TOTAL : BANKING						3,181,300,000.00	3,144,759,820.37	3,164,923,281.52		3,165,807,786.10	884,504.58	52.80%				
TOTAL : Commercial Paper																
Asset Backed Commercial Paper																
BANKING																
0347M3GA6	Anglesea Funding LLC			07/10/26	159	10,000,000.00	9,814,038.89	9,835,855.56	98.34	9,834,480.00	(1,375.56)	0.16%	A-1	3.86%	3.86%	
036648B54	Antalis SA			02/05/26	4	30,000,000.00	29,344,250.00	29,989,250.00	99.94	29,981,310.00	(7,940.00)	0.50%	A-1	5.69%	5.69%	
036648GH3	Antalis SA			07/17/26	166	20,000,000.00	19,595,750.00	19,647,083.33	98.25	19,649,420.00	2,336.67	0.33%	A-1	3.92%	3.92%	
03843MD11	Aquitaine Funding Co. LLC			04/01/26	59	45,000,000.00	44,090,475.00	44,708,550.00	99.36	44,712,810.00	4,260.00	0.75%	A-1	3.97%	3.97%	
03843MDA1	Aquitaine Funding Co. LLC			04/10/26	68	25,000,000.00	24,475,000.00	24,813,888.89	99.27	24,816,975.00	3,086.11	0.41%	A-1	3.96%	3.96%	
03843MEK8	Aquitaine Funding Co. LLC			05/19/26	107	18,000,000.00	17,634,000.00	17,788,000.00	98.86	17,795,178.00	7,178.00	0.30%	A-1	3.93%	3.93%	
03843MEM4	Aquitaine Funding Co. LLC			05/21/26	109	15,000,000.00	14,703,333.33	14,820,000.00	98.84	14,826,210.00	6,210.00	0.25%	A-1	3.93%	3.93%	
04821PFS7	Atlantic Asset Securitization LLC	3.89%	V	03/06/26	1	20,000,000.00	20,000,000.00	20,000,000.00	100.02	20,003,860.00	3,860.00	0.33%	A-1	3.89%	3.89%	
04821PGM9	Atlantic Asset Securitization LLC	3.93%	V	06/01/26	1	12,000,000.00	12,000,000.00	12,000,000.00	100.06	12,007,428.00	7,428.00	0.20%	A-1	3.93%	3.93%	
04821PGS6	Atlantic Asset Securitization LLC	3.91%	V	08/07/26	1	10,000,000.00	10,000,000.00	10,000,000.00	100.07	10,006,790.00	6,790.00	0.17%	A-1	3.91%	3.91%	
04821UC34	Atlantic Asset Securitization LLC			03/03/26	30	13,000,000.00	12,731,550.00	12,956,749.72	99.67	12,957,022.00	272.28	0.22%	A-1	4.04%	4.04%	
04821UC91	Atlantic Asset Securitization LLC			03/09/26	36	20,000,000.00	19,594,544.44	19,922,027.78	99.61	19,921,340.00	(687.78)	0.33%	A-1	4.00%	4.00%	
07644BCB6	Bedford Row Funding Corp.			03/11/26	38	20,000,000.00	19,599,788.89	19,918,188.89	99.59	19,918,260.00	71.11	0.33%	A-1+	3.94%	3.94%	
07644BCL4	Bedford Row Funding Corp.			03/20/26	47	15,000,000.00	14,697,166.67	14,924,291.67	99.50	14,924,745.00	453.33	0.25%	A-1+	3.92%	3.92%	
07644BD25	Bedford Row Funding Corp.			04/02/26	60	25,000,000.00	24,476,076.39	24,838,159.72	99.36	24,840,975.00	2,815.28	0.41%	A-1+	3.89%	3.89%	
07644BFA5	Bedford Row Funding Corp.			06/10/26	129	20,000,000.00	19,609,600.00	19,726,933.33	98.65	19,730,960.00	4,026.67	0.33%	A-1+	3.86%	3.86%	
07644BFF4	Bedford Row Funding Corp.			06/15/26	134	25,000,000.00	24,521,104.17	24,648,104.17	98.60	24,650,950.00	2,845.83	0.41%	A-1+	3.86%	3.86%	
07644BH54	Bedford Row Funding Corp.			08/05/26	185	10,000,000.00	9,786,800.00	9,811,400.00	98.09	9,809,200.00	(2,200.00)	0.16%	A-1+	3.84%	3.84%	
07644BHH8	Bedford Row Funding Corp.			08/17/26	197	15,000,000.00	14,668,541.67	14,697,833.34	97.97	14,696,085.00	(1,748.34)	0.25%	A-1+	3.83%	3.83%	
07645RFJ0	Bedford Row Funding Corp.	3.89%	V	04/27/26	1	40,000,000.00	40,000,000.00	40,000,000.00	100.05	40,020,200.00	20,200.00	0.67%	A-1+	3.89%	3.89%	
07645RFM3	Bedford Row Funding Corp.	3.92%	V	10/20/26	1	15,000,000.00	15,000,000.00	15,000,000.00	100.09	15,013,035.00	13,035.00	0.25%	A-1+	3.92%	3.92%	
08224MC36	Bennington Stark Capital Co. LLC			03/03/26	30	20,000,000.00	19,557,950.00	19,932,172.22	99.67	19,933,020.00	847.78	0.33%	A-1	4.09%	4.09%	
08224MC44	Bennington Stark Capital Co. LLC			03/04/26	31	20,000,000.00	19,557,950.00	19,929,833.33	99.65	19,930,900.00	1,066.67	0.33%	A-1	4.08%	4.08%	
08224MEE0	Bennington Stark Capital Co. LLC			05/14/26	102	22,500,000.00	22,055,000.00	22,247,500.00	98.91	22,253,805.00	6,305.00	0.37%	A-1	3.96%	3.96%	
11042MDP0	Britannia Funding Co. LLC			04/23/26	81	10,000,000.00	9,808,250.00	9,913,333.33	99.13	9,913,440.00	106.67	0.17%	A-1	3.93%	3.93%	
11042ME79	Britannia Funding Co. LLC			05/07/26	95	20,000,000.00	19,606,422.22	19,792,155.55	98.99	19,797,840.00	5,684.45	0.33%	A-1	3.92%	3.92%	
11042MED6	Britannia Funding Co. LLC			05/13/26	101	20,000,000.00	19,597,777.78	19,777,777.78	98.93	19,785,400.00	7,622.22	0.33%	A-1	3.92%	3.92%	
11042MEJ3	Britannia Funding Co. LLC			05/18/26	106	11,100,000.00	10,874,411.00	10,969,852.50	98.88	10,975,147.20	5,294.70	0.18%	A-1	3.92%	3.92%	
11042MEK0	Britannia Funding Co. LLC			05/19/26	107	10,000,000.00	9,796,766.67	9,881,633.34	98.86	9,886,490.00	4,856.66	0.16%	A-1	3.92%	3.92%	
11042MEM6	Britannia Funding Co. LLC			05/21/26	109	15,000,000.00	14,696,825.00	14,819,100.00	98.84	14,826,615.00	7,515.00	0.25%	A-1	3.92%	3.92%	
15963REH2	Chariot Funding LLC	3.91%	V	05/12/26	1	10,000,000.00	10,000,000.00	10,000,000.00	100.06	10,005,570.00	5,570.00	0.17%	A-1+	3.91%	3.91%	
15963REJ8	Chariot Funding LLC	3.90%	V	05/19/26	1	10,000,000.00	10,000,000.00	10,000,000.00	100.06	10,006,060.00	6,060.00	0.17%	A-1+	3.90%	3.90%	
15963REK5	Chariot Funding LLC	3.93%	V	05/15/26	1	20,000,000.00	20,000,000.00	20,000,000.00	100.08	20,015,380.00	15,380.00	0.33%	A-1+	3.93%	3.93%	
19767DBA1	Columbia Funding Co. LLC			02/10/26	9	20,000,000.00	19,567,033.33	19,981,377.78	99.89	19,977,240.00	(4,137.78)	0.33%	A-1	4.62%	4.62%	
19767DDN1	Columbia Funding Co. LLC			04/22/26	80	25,000,000.00	24,515,000.00	24,787,138.89	99.15	24,786,475.00	(663.89)	0.41%	A-1	3.93%	3.93%	
19767DGG3	Columbia Funding Co. LLC			07/16/26	165	25,000,000.00	24,536,604.17	24,570,638.89	98.27	24,567,975.00	(2,663.89)	0.41%	A-1	3.89%	3.89%	
21038FW4	Constellation Funding			06/30/26	149	30,000,000.00	29,138,675.00	29,515,300.00	98.42	29,526,030.00	10,730.00	0.49%	A-1	3.93%	3.93%	
30607KCJ6	Falcon Asset Funding LLC			03/18/26	45	10,000,000.00	9,932,652.78	9,954,411.11	99.51	9,951,210.00	(3,201.11)	0.17%	A-1+	3.98%	3.98%	
30607KCW7	Falcon Asset Funding LLC			03/30/26	57	25,000,000.00	24,839,833.33	24,855,333.33	99.39	24,846,925.00	(8,408.33)	0.41%	A-1+	3		

MICHIGAN CLASS
Schedule of Investments
02/01/26

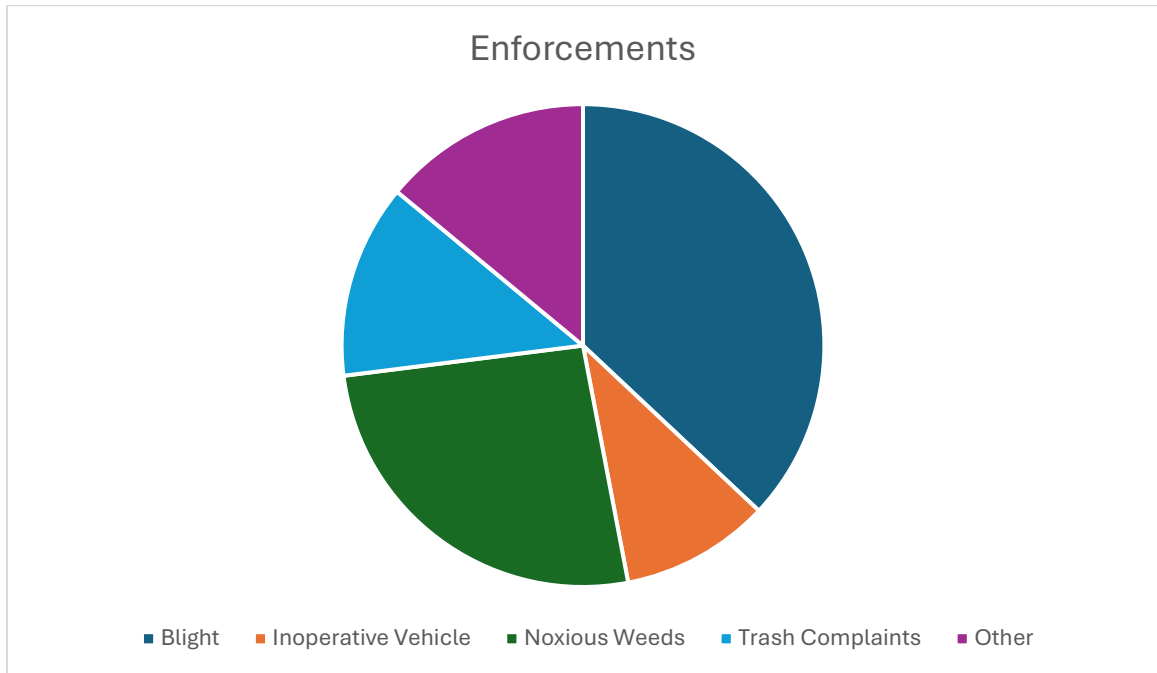
Cusip	Security Description	Coupon	Maturity Date	Days to Reset		Share/Par	Original Cost	Amortized Cost	Price	Market Value	Unrealized		Ratings		YTM	Current Yield
				Maturity							Gain / (Loss)	% of MV	S&P			
30607LAF4	Falcon Asset Funding LLC	3.91%	V	05/13/26	1	10,000,000.00	10,000,000.00	10,000,000.00	100.06	10,005,540.00	5,540.00	0.17%	A-1+	3.91%	3.91%	
40060XBA7	GTA Funding LLC			02/10/26	9	30,000,000.00	29,350,550.00	29,972,066.67	99.89	29,966,160.00	(5,906.67)	0.50%	A-1	4.58%	4.58%	
40060XCA6	GTA Funding LLC			03/10/26	37	25,000,000.00	24,478,166.67	24,899,000.00	99.60	24,898,850.00	(150.00)	0.42%	A-1	4.01%	4.01%	
40588MGA9	Halkin Finance LLC			07/10/26	159	18,000,000.00	17,655,045.00	17,702,170.00	98.33	17,699,832.00	(2,338.00)	0.30%	A-1	3.89%	3.89%	
42351CDG2	Helvetica Funding Co.			04/16/26	74	15,000,000.00	14,863,116.67	14,883,808.34	99.20	14,879,985.00	(3,823.34)	0.25%	A-1	3.98%	3.98%	
42351CE71	Helvetica Funding Co.			05/07/26	95	10,000,000.00	9,802,716.67	9,895,816.67	98.98	9,897,870.00	2,053.33	0.17%	A-1	3.96%	3.96%	
46224MAF1	Ionic Funding LLC	3.89%	V	02/06/26	1	38,000,000.00	38,000,000.00	38,000,000.00	100.00	38,000,570.00	570.00	0.63%	A-1	3.89%	3.89%	
4820P5CW6	Jupiter Securitization Co. LLC	3.91%	V	05/11/26	1	10,000,000.00	10,000,000.00	10,000,000.00	100.04	10,004,050.00	4,050.00	0.17%	A-1+	3.91%	3.91%	
4820P5CX4	Jupiter Securitization Co. LLC	3.91%	V	06/02/26	1	35,000,000.00	35,000,000.00	35,000,000.00	100.04	35,015,120.00	15,120.00	0.58%	A-1+	3.91%	3.91%	
50286PBW3	La Fayette Asset Securitization LLC	3.90%	V	04/23/26	1	20,000,000.00	20,000,000.00	20,000,000.00	100.05	20,009,040.00	9,040.00	0.33%	A-1	3.90%	3.90%	
53944RBQ0	LMA Americas LLC			02/24/26	23	16,900,000.00	16,564,586.64	16,857,346.28	99.74	16,856,364.20	(982.08)	0.28%	A-1	4.11%	4.11%	
53944RBS6	LMA Americas LLC			02/26/26	25	10,000,000.00	9,799,236.11	9,972,466.67	99.72	9,972,080.00	(386.67)	0.17%	A-1	4.09%	4.09%	
53944RC30	LMA Americas LLC			03/03/26	30	21,850,000.00	21,398,797.50	21,777,306.26	99.67	21,777,523.55	217.29	0.36%	A-1	4.05%	4.05%	
53944RC44	LMA Americas LLC			03/10/26	37	20,000,000.00	19,594,761.11	19,919,400.00	99.59	19,918,960.00	(440.00)	0.33%	A-1	4.01%	4.01%	
53944REC8	LMA Americas LLC			05/12/26	100	15,000,000.00	14,702,104.17	14,837,062.50	98.94	14,840,550.00	3,487.50	0.25%	A-1	3.92%	3.92%	
53944REN4	LMA Americas LLC			05/22/26	110	20,000,000.00	19,595,555.56	19,757,777.78	98.83	19,766,640.00	8,862.22	0.33%	A-1	3.92%	3.92%	
54316UBH1	Longship Funding LLC			02/17/26	16	84,000,000.00	83,179,312.78	83,861,050.00	99.81	83,843,676.00	(17,374.00)	1.40%	A-1+	4.25%	4.25%	
54316UCH0	Longship Funding LLC			03/17/26	44	20,000,000.00	19,807,500.00	19,908,027.78	99.52	19,903,980.00	(4,047.78)	0.33%	A-1+	4.00%	4.00%	
54316UCL1	Longship Funding LLC			03/20/26	47	25,000,000.00	24,826,451.39	24,880,847.22	99.49	24,872,150.00	(8,697.22)	0.41%	A-1+	3.99%	3.99%	
55458FB30	Mackinac Funding Company, LLC			02/03/26	2	20,000,000.00	19,579,000.00	19,997,661.11	99.96	19,991,760.00	(5,901.11)	0.33%	A-1	7.52%	7.52%	
55458FB44	Mackinac Funding Company, LLC			02/10/26	9	25,000,000.00	24,456,208.33	24,976,611.11	99.89	24,971,650.00	(4,961.11)	0.42%	A-1	4.60%	4.60%	
55458FC62	Mackinac Funding Company, LLC			03/06/26	33	50,100,000.00	49,051,407.00	49,915,632.00	99.64	49,918,487.70	2,855.70	0.83%	A-1	4.02%	4.02%	
55458FGA9	Mackinac Funding Company, LLC			07/10/26	159	20,000,000.00	19,612,500.00	19,670,833.33	98.33	19,665,840.00	(4,993.33)	0.33%	A-1	3.90%	3.90%	
67983UB51	Old Line Funding LLC			02/05/26	4	25,000,000.00	24,467,520.83	24,991,270.83	99.94	24,984,700.00	(6,570.83)	0.42%	A-1+	5.59%	5.59%	
67983UCB7	Old Line Funding LLC			03/11/26	38	30,000,000.00	29,399,683.33	29,877,283.33	99.59	29,876,670.00	(613.33)	0.50%	A-1+	3.97%	3.97%	
67983UH55	Old Line Funding LLC			08/05/26	185	10,000,000.00	9,785,775.00	9,811,400.00	98.08	9,807,880.00	(3,520.00)	0.16%	A-1+	3.86%	3.86%	
69901Q3M7	Paradelle Funding LLC	3.96%	V	02/20/26	1	25,000,000.00	25,000,000.00	25,000,000.00	100.01	25,002,375.00	2,375.00	0.42%	A-1	3.96%	3.96%	
69901Q3N5	Paradelle Funding LLC	3.96%	V	02/19/26	1	40,000,000.00	40,000,000.00	40,000,000.00	100.01	40,003,600.00	3,600.00	0.67%	A-1	3.96%	3.96%	
69901Q4R5	Paradelle Funding LLC	3.93%	V	10/19/26	1	25,000,000.00	25,000,000.00	25,000,000.00	100.04	25,010,200.00	10,200.00	0.42%	A-1	3.93%	3.93%	
75946HCX5	Reliance Funding Co.			03/19/26	46	10,000,000.00	9,900,152.78	9,950,625.00	99.49	9,949,430.00	(1,195.00)	0.17%	A-1	4.03%	4.03%	
75946HDH1	Reliance Funding Co.			04/17/26	75	32,000,000.00	31,691,004.44	31,748,728.89	99.19	31,739,616.00	(9,112.89)	0.53%	A-1	3.99%	3.99%	
75946HDP3	Reliance Funding Co.			04/23/26	81	24,000,000.00	23,782,966.67	23,795,733.34	99.12	23,789,424.00	(6,309.34)	0.40%	A-1	3.99%	3.99%	
75946HDT5	Reliance Funding Co.			04/27/26	85	13,000,000.00	12,874,141.94	12,883,823.33	99.08	12,880,426.00	(3,397.33)	0.21%	A-1	3.99%	3.99%	
76582ENS0	Ridgefield Funding Co. LLC	3.90%	V	04/21/26	1	40,000,000.00	40,000,000.00	40,000,000.00	100.01	40,005,520.00	5,520.00	0.67%	A-1	3.90%	3.90%	
76582ENUS	Ridgefield Funding Co. LLC	3.91%	V	05/05/26	1	20,000,000.00	20,000,000.00	20,000,000.00	100.02	20,003,200.00	3,200.00	0.33%	A-1	3.91%	3.91%	
76582ENZ4	Ridgefield Funding Co. LLC	3.93%	V	05/01/26	1	26,000,000.00	26,000,000.00	26,000,000.00	100.02	26,006,162.00	6,162.00	0.43%	A-1	3.93%	3.93%	
76582KFN6	Ridgefield Funding Co. LLC			06/22/26	141	10,000,000.00	9,798,500.00	9,848,333.33	98.52	9,851,600.00	3,266.67	0.16%	A-1	3.90%	3.90%	
85520PPE0	Starbird Funding Corp.	3.93%	V	05/01/26	1	17,000,000.00	17,000,000.00	17,000,000.00	100.06	17,010,370.00	10,370.00	0.28%	A-1	3.93%	3.93%	
85520PPF7	Starbird Funding Corp.	3.93%	V	05/04/26	1	17,000,000.00	17,000,000.00	17,000,000.00	100.08	17,012,801.00	12,801.00	0.28%	A-1	3.93%	3.93%	
88602UB58	Thunder Bay Funding LLC			02/05/26	4	25,000,000.00	24,473,340.28	24,991,270.83	99.94	24,984,700.00	(6,570.83)	0.42%	A-1+	5.59%	5.59%	
88602UBA7	Thunder Bay Funding LLC			02/10/26	9	15,000,000.00	14,680,512.50	14,986,033.33	99.89	14,983,170.00	(2,863.33)	0.25%	A-1+	4.56%	4.56%	
88602UH52	Thunder Bay Funding LLC			08/05/26	185	10,000,000.00	9,786,800.00	9,811,400.00	98.08	9,807,820.00	(3,580.00)	0.16%	A-1+	3.87%	3.87%	
TOTAL : BANKING							1,719,450,000.00	1,696,380,584.10	1,710,354,660.38		1,710,489,097.65	134,437.27	28.53%			
TOTAL : Asset Backed Commerical Paper							1,719,450,000.00	1,696,380,584.10	1,710,354,660.38		1,710,489,097.65	134,437.27	28.53%			
Money Market																
MONEY MARKET																
31607A703	Fidelity Government Portfolio -Institution.	3.61%	V		1	28,393,916.31	28,393,916.31	28,393,916.31	100.00	28,393,916.31	-	0.47%	AAA	3.61%	3.61%	
38141W273	Goldman Sachs Financial Square Governm	3.60%	V		1	2,828,509.82	2,828,509.82	2,828,509.82	100.00	2,828,509.82	-	0.05%	AAA	3.60%	3.60%	
608919718	Federated Government Obligations - Pren	3.59%	V		1	8,014,779.07	8,014,779.07	8,014,779.07	100.00	8,014,779.07	-	0.13%	AAA	3.59%	3.59%	
74926P696	RBC U.S. Government Money Market Fun	3.63%	V		1	58,328,050.15	58,328,050.15	58,328,050.15	100.00	58,328,050.15	-	0.97%	AAA	3.63%	3.63%	
857492706	State Street Institutional US Government	3.65%	V		1	128,773,554.49	128,773,554.49	128,773,554.49	100.00	128,773,554.49	-	2.15%	AAA	3.65%	3.65%	
949921126	Allspring Government Money Market Fun	3.62%	V		1	83,907,265.15	83,907,265.15	83,907,265.15	100.00	83,907,265.15	-	1.40%	AAA	3.62%	3.62%	
TOTAL : MONEY MARKET							310,246,074.99	310,246,074.99	310,246,074.99		310,246,074.99	-	5.17%			
TOTAL : Money Market							310,246,074.99	310,246,074.99	310,246,074.99		310,246,074.99	-	5.17%			
Repurchase Agreement																
REPURCHASE AGREEMENTS																
RPEIG4RO7	Bank of America Repo 3.66%, due 02/02/	3.66%	F	02/02/26	1	3,177,531.79	3,177,531.79	3,177,531.79	100.00	3,177,531.79	-	0.05%	A-1	3.66%	3.66%	
RPEIG4RP4	J.P. Morgan Sec. Repo 3.67%, due 02/02/	3.67%	F	02/02/26	1	500,000,000.00	500,000,000.00	500,000,000.00	100.00	500,000,000.00	-	8.34%	A-1	3.67%	3.67%	
RPEK617J1	Goldman Sachs Repo 3.65%, due 02/02/	3.65%	F	02/02/26	1	100,000,000.00	100,000,000.00	100,000,000.00	100.00	100,000,000.00	-	1.67%	A-1	3.65%	3.65%	
RPEOT2L16	RBC Capital Markets Repo 3.63%, due 02	3.63%	F	02/02/26	1	8,537,342.67	8,537,342.67	8,537,342.67	100.00	8,537,342.67	-	0.14%	A-1+	3.63%	3.63%	
TOTAL : REPURCHASE AGREEMENTS							611,714,874.46	611,714,874.46	611,714,874.46		611,714,874.46	-	10.20%			

MICHIGAN CLASS
 Schedule of Investments
 02/01/26

Cusip	Security Description	Coupon	Maturity Date	Days to Reset		Share/Par	Original Cost	Amortized Cost	Price	Market Value	Unrealized Gain / (Loss)	% of MV	Ratings		YTM	Current Yield
				Maturity									S&P			
TOTAL : Repurchase Agreement																
						611,714,874.46	611,714,874.46	611,714,874.46		611,714,874.46	-	10.20%				
	Grand Total					6,020,334,768.78	5,960,725,173.25	5,994,862,710.68		5,995,881,652.53	1,018,941.85	100.00%				

**Code Enforcement
And
Inspection
Report
2025**

In 2025 there were a total of 134 different inspections initiated. These numbers include the different enforcements that were initiated. There were other enforcements from the previous year that needed follow up. The type of inspections included but were not limited to: Blight, Noxious Weeds, Temporary Dwellings and Trash Complaints.



Once initiated the enforcements are generally resolved with a letter or conversation that explains the ordinance. Some of the enforcements need pressure from a Municipal Civil Infraction and associated fine. If the MCI does not bring about compliance, then Injunctive Relief is requested from District Court.

Currently we have two enforcements in the legal system pending final judgements from the Judge.

Properties that are enrolled in the City's Rental License Program are sent a letter every year requesting that the property be inspected. The properties, which include single family dwelling and multi-unit rental complexes, are inspected for general cleanliness, habitability and safety. Most properties are inspected without violation. If properties are found to be in violation the owners and residents are given a certain amount of time to bring the property into compliance and a reinspection is scheduled.

In 2025 almost 700 units were inspected with some also requiring a reinspection.

January 2026 Code Enforcement and Inspection Report

In the month of January 11 Enforcements were initiated.

52 Rental units were inspected in January.



City Manager Newsletter

February 19, 2026

Additional Banners

At the last City Commission meeting, the Heroes Center requested that the City Commission install some light pole banners honoring Alma veterans. The request did not specify a location, but it was noted that St. Louis hung these banners in Clapp Park. The Commission seemed to be supportive of the project, so staff reviewed some possible locations in the parks that could work. A possible location may be along the Riverwalk light poles.

The city has assisted and continues to assist other non-profit organizations with light pole banners by providing locations and assistance with installation and removal annually. The organizations that the city assists by providing a location for the banner to hang, and city crews to install and remove the banners annually, include: Gratiot County Art Banner Expo, Keep Alma Beautiful, and the Alma Farm Market. In each of these cases, the organizations provided the hardware and the banners for the city crew to hang them. In the case of Alma College, the Commission provided the location, ie. the light poles for the College to hang their banners along W Superior Street. The College Facilities Department is responsible for the installation and upkeep of the banners; the city spends no staff time on the College banners.

It is the staff's recommendation that we continue to ask the non-profits to provide the hardware and banners, and that our staff install and remove banners when needed. If the Commission would like to proceed, staff can work with the Heroes Center on what is needed to make the request happen.

Zoning Board of Appeals

The Zoning Board of Appeals met on February 12, 2026, to hear a 4-foot variance request to extend into the front yard setback for a building addition, in this case, an attached garage addition on Purdy Drive. This location is within an R1, Single-Family Residential Zoning District, which requires a 30-foot setback. This section of town is very consistent with the homes set at the 30-foot setback. The ZBA tabled the variance decision, as the board felt it might be best to consider changing the zoning in this section of town to R1a, Single Family Residential. The only difference between the R1a and the R1 Single Family Residential is the front-yard setback requirement; everything else is the same. The R1a front yard setback requirement is 25 feet, rather than the 30-foot requirement. A change to the R1a would allow all the properties within this section of city the same option to make improvements to the front of their homes, instead of looking at each individual project that may extend into the 30-foot front yard setback.

The R1a zoning district is located on the east side of Philadelphia Street. A possible rezoning of this section of town would include Philadelphia to Purdy and W. Center to Mill, with the streets in between: Pineview,

Westview, and Fleming. The **zoning map is attached**. The final approval for a rezoning is a decision of the City Commission, with consideration of the Planning Commission's recommendation. Our next meeting of the Planning Commission is on March 2, 2026, to discuss whether they are interested in considering a rezoning in this section of town. If they are, something this substantial will need an information meeting and, of course, the public hearing for a rezoning proposal.

Transit Service Area

At the last Gratiot County Board of Commissioners meeting, transit services were discussed. The discussion was centered around looking at a county-wide system. In the last few weeks, there has been some interest from multiple townships to provide transit services. The city's partnership with SLIPR has been positive for all sides, and we feel this is why others are looking at how they can bring transit services to their communities.

The time is here to start planning how an extension of services could take place. Adding members to the SLIPR authority doesn't make sense for those communities, as they would have to go out for a new millage vote. Ultimately, a county-wide millage would be the ideal way to apply a millage for transit. Bottom line: say everyone was on board tomorrow to have a county-wide millage, we, as a transit provider, would not be able to meet that new demand. It will take a few years to add new equipment, additional personnel, and we may need to expand our facility. I would suggest that two or three interested Commissioners serve on a working committee to review our expectations and reach out to the County for discussions.

Attached are some photos of the progress on the Transportation Building Expansion.

DWSRF Project Change Order #2.

The Drinking Water State Revolving Fund Project (DWSRF) is still ongoing. As part of the accounting and to keep the project funding up to date, listed within this agenda is Change Order #2 for the DWSRF Project No. 7703-01 – Contract #2 which involves closing out Moyer Avenue's construction project as well as closing out Charles Avenue. Additionally, there are overages relating to Moyer Avenue and changes in the Lead Service Line replacements that include work that was not part of the original scope of the project that needed to be completed as part of water service line replacements. The Rosedale overage was for de-watering the project due to high groundwater in the vicinity. High groundwater made it impossible to place sanitary sewer main, so de-watering was necessary throughout the duration of the sanitary sewer main removal and replacement. The rest of the changes were for deductions in the original project scope costs. Descriptions of each project cost center changes are listed below.

The Contract is modified as follows upon execution of this Change Order:

New pay items due to changes in project scope due to construction conditions. Changes took place for the following reasons:

CC#2 – Charles Avenue Category 1 – Water – DWSRF Eligible

- Balancing of Pay Items after work on the street has been completed.
- Due to the influence of the water main trench during construction, three (3) Monument Boxes

needed to be removed and replaced.

CC#3 – Charles Avenue Category 2 – Sewer

- Balancing of Pay Items after work on the street has been completed.

CC#4 – Charles Avenue Category 3 – Road

- Balancing of Pay Items after work on the street has been completed.

CC#5 – Moyer Avenue Category 1 – Water – DWSRF Eligible

- Balancing of Pay Items after work on the street has been completed.
- Due to the influence of the water main trench during construction, two (2) Monument Boxes needed to be removed and replaced.

CC#6 – Moyer Avenue Category 2 – Sewer

- Balancing of Pay Items after work on the street has been completed.

CC#7 – Moyer Avenue Category 3 – Road

- Balancing of Pay Items after work on the street has been completed.

CC#12 – Rosedale Street Category 2 – Sewer

- Due to the depth of the sanitary sewer replaced on Rosedale between Republic & Grove, unforeseen dewatering and aggregate needed to take place prior to replacing the sanitary pipes and structures.

CC#23 – Lead Service Line Replacements Category 1 – Water – DWSRF Eligible

- Two (2) Exploratory Excavations by the Contractor at the water main and discovering the existing water service line is not galvanized steel or lead and does not need to be replaced on the public side.
- Four (4) Exploratory Excavations by the Contractor at the curb stop and discovering the existing water service line is not galvanized steel or lead and does not need to be replaced on the private side.
- 120 locations of audio-visual filming of residencies prior to performing the connection of the new private side water service to the water meter.
- Contract Modification: Charles Avenue – Cat 1 Water, Cat 2 Sewer, Cat 3 Road
- Contract Modification: Moyer Avenue - Cat 1 Water, Cat 2 Sewer, Cat 3 Road
- Contract Modification: Rosedale Street- Cat 2 Sewer
- Contract Modification: Lead Service Line Replacements

Item	Description	CAT1 Water (DWSRF Eligible)	CAT2 Sewer	CAT3 Road
2	COST CENTER #2 Charles Ave Water	\$ (38,962.98)	\$ -	\$ -
3	COST CENTER #3 Charles Ave Sewer	\$ -	\$ (7,633.39)	\$ -
4	COST CENTER #4 Charles Ave Road	\$ -	\$ -	\$ (31,415.44)
5	COST CENTER #5 Moyer Ave Water	\$ (16,190.52)	\$ -	\$ -
6	COST CENTER #6 Moyer Ave Sewer	\$ -	\$ (23,874.90)	\$ -
7	COST CENTER #7 Moyer Ave Road	\$ -	\$ -	\$ (8,460.97)
12	COST CENTER #12 Rosedale Sewer	\$ -	\$ 22,735.63	\$ -
23	COST CENTER #23 LSL Replacements	\$ 15,850.00	\$ -	\$ -
Total Price Change		\$ (39,303.50)	\$ {8,772.66}	\$ {39,876.41}
Total Price Change (All Categories)		\$ (87,952.57)		

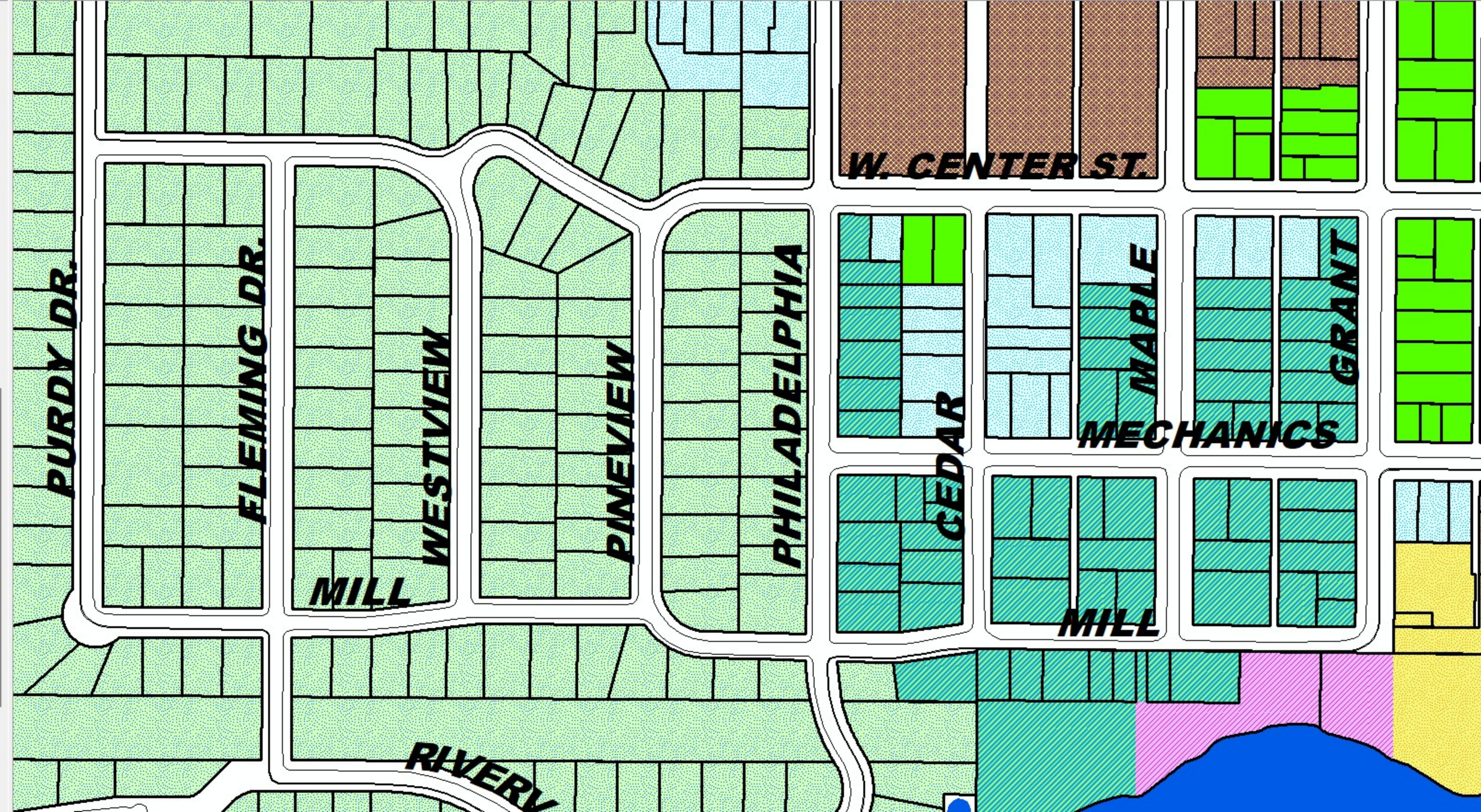
Downtown Parking Lot Seal and Strip

On Tuesday's Agenda is a recommendation of a bid for sealing and striping three downtown parking lots (#4 behind the Opera Block, #8 behind the former Brown Printing Building, and #5 off of Woodworth and south of Center). The project also includes the Scotland Yard Park parking lot next to Beacon and Bridge. The base bid was \$12,226. The contractor also provided a cost for a second seal coat at \$.10 per square foot, for an additional \$6,975, bringing the total to \$19,201, which is still below our budget. Staff is recommending adding the second seal coat.

Library

The new children's shelving is being installed next week. Also, a quick thank you to Mid-Michigan Upholstery and Awning for donating the materials and labor to reupholster six juvenile puff chairs!

- Streets
- Zoning
 - ZONING
 - R-1: Single Family Residential
 - R-2: Two-Family Residential
 - R-3: Multiple Family Residential
 - MPH: Mobile Home Park
 - B-1: Central Business
 - B-2: Central Business
 - BMR: Business/Multi-Residential
 - R-1a
 - SR: Storage Restricted
 - OS: Office Services
 - LI: Limited Industrial
 - GI: General Industrial
 - C: Campus
 - WF: Waterfront
 - Township Zoned
- Zoning (OHM 2018 Mstr Plan)
- Land Use
 - LAND_USE
 - Agriculture
 - Campus
 - Community Wide Park
 - Downtown/Mixed Use
 - General Commercial
 - General Mixed Use
 - Heavy Industrial
 - Light Industrial
 - Manufactured Housing Community
 - Multi-Family Residential
 - Natural/Open Space
 - Neighborhood Residential
 - Open Space/Conservation
 - Professional Office Park
 - Public/Quasi-Public
 - Recreational
 - Waterfront
- Future Land Use
 - FUT_USE
 - Agriculture
 - Campus
 - DowntownMixed Use
 - General Commercial
 - GeneralMixed use
 - Heavy Industrial
 - Light Industrial
 - Manufactured Housing Community



Alma Transportation Building Expansion Photos 2-18-2026



Building Addition is enclosed

Alma Transportation Building Expansion Photos 2-18-2026



Beginning to dig the pit for the vehicle lift.



Lift Pit progress.



HPR's 2025 Annual Report to Members & Friends

HPR writes an annual report each year to provide an account of what has transpired over the course of the year in working to improve the Pine River. We hope you find the 2025 Annual Report informative.

“Sustainability” & Thank You! - to our HPR members and “Friends of the Pine River” for making 2025 a year filled with excellent initiatives in trying to restore the Pine River to a healthier state. Our priorities and projects were supported by your giving to HPR through your dues and donations that allowed us to truly fund projects that are helping our river, our residents and communities along our river. Please read on about those priorities and projects that are making a difference.

2025 EGLE Dam Risk Reduction Grant Award – HPR co-authored a two year nearly \$300,000 grant with the City of Alma and GEI Engineering to conduct a “Feasibility Study” on what can be done with the ongoing degradation of the Mill Pond (backwater behind the State Street Dam). The backwater for the past two decades has experienced many issues including: shallowing from sediment flowing downstream from the Pine River; has become home to heavy vegetation growth and algal blooms during many months of the year; and through annual water testing has been found to be highly contaminated with excessive nutrients (nitrogen/phosphorous) and E.coli (bacteria from animal/human feces).

The impact of this ongoing degradation is significant as it has greatly reduced water recreation due to human health issues; negatively impacted park usage due to unsightliness; rendered city property on/near the river as unsellable; and has negatively impacted home/property values of those residents living near the river.

The “Feasibility Study” is to seek out what options exist in an effort to restore the Mill Pond, or seek other alternatives that might be favorable for recreation and park usage, protecting property values, and encouraging development along the river. A significant component of the grant will be informing and engaging the community through several conversations as to the grant findings and discussing what options are most favorable for the city and its residents.

Wolverine Pipeline Oil Spill – HPR hosted two monthly membership meetings regarding the Wolverine Pipeline Oil Spill that occurred in Arcada Township roughly one year ago. The pipeline puncture and leak occurred in a pipe buried below the surface of a county drainage ditch. It is believed that the damage to the pipe was from an excavator working in that area. Representatives of EGLE, Wolverine Pipeline, and the Gratiot drain commissioner attended the HPR meetings and provided explanations as to what may have happened regarding the pipeline leak, the quantity of oil released, and efforts to recapture the oil from spill. EGLE has signed off on the project asserting that the pipe replacement and cleanup were done properly and effectively.

2025 Summer Water Testing Program – HPR contributed \$8,900 towards Alma College’s efforts to conduct ongoing water testing throughout the watershed this past summer. Results of the water testing continue to show that the Pine River is still heavily contaminated however there was some improvement in specific areas particularly in the Lumberjack Park/Riverdale area.

Specific testing sites were selected to help determine the ever-increasing contamination in the St. Louis impoundment area specifically dealing with increased water vegetation and algal blooms. The college, HPR, and the Gratiot drain commissioner believe they may have located the reason for the increased contamination particularly occurring in Sugar Creek. It is hoped further investigation will continue to identify the location and reduce the contaminants.

Septic Outreach – HPR has continued its septic outreach efforts to our rural communities and residents residing on/near the Pine River and its tributaries.

Residents of Riverdale, Elm Hall, Elwell, and Sumner have been assisted by our HPR septic liaison, Mikie VanHorn and her efforts at providing information regarding appropriate septic practices to nearly 400 residential homes in Gratiot County. Mikie has been working closely with the Mid Michigan District Health Department and the Gratiot Drain Commissioner, Bernie Barnes.

Education Outreach – This past year HPR sponsored a youth science team to compete in the “Pitch-er This!” competition sponsored by United Way of Greater Central Michigan. Our “Pine River Protectors” team led by retired middle school teacher Sara Miller, and comprised of Reagan Falor, Allison Sandro, Ainsley Falor, and Ella Johnson gave their “pitch” to judges regarding the importance of restoring the Pine River to a healthier state. Our girls team placed second in the competition and were awarded the full scholarship of \$5,000 for their efforts.

With the scholarship HPR will continue to develop education curriculum for Alma HS/MS students along with 4th/5th grade students visiting Forest Hills Nature Area.

Farming Community Engagement – HPR is once again engaging our farming community and county farm agencies in trying to better understand how best to reduce livestock contamination in our river and tributaries. HPR is working to support farmer efforts to have a sustainable and productive business as agriculture makes up a significant portion of our Gratiot economy. HPR has adopted a “WE” attitude that all parties should be interested and engaged in trying to restore the Pine River to a healthy state that positively impacts our future generations. Farmers have been long-standing “stewards” of our lands and we hope to honor and acknowledge that as we work together to improve our environment.

LEAPS & HPR Collaboration – HPR continues to sponsor the Alma College “Leaders for Environmental Protection and Sustainability” chapter and this past year collaborated on projects that involved Earth Day, spring cleanup at Forest Hills Nature Area, and assisting the Community Garden in preparing for a new growing season. Working jointly with these environmental studies students has enriched HPR’s efforts at reaching out to our younger generations and learning what role they hope to play in improving our environment.

Vista Volunteers – HPR wants to give a special thank you to our two Ameri-Corp Vista Volunteers Maria Kolb and Zoe Palmer who were very active in HPR projects regarding; Pitch-er This!, Earth Day, grant assistance,

fund raising, and HPR monthly meetings. Zoe has moved on to be a MSU Resident Hall Director, while Maria has entered graduate school overseas in Czechoslovakia.

HPR's Advocacy – HPR has continued to stay active and supportive of water and environmental issues by maintaining annual memberships in the Gratiot Area Chamber of Commerce; Michigan Environmental Council (state level), and River Network (national level).

Communication Efforts – HPR is once again working to find effective ways of communicating with our members and public. We are working to upgrade our website, face book and Instagram social media accounts, and will continue to provide our quarterly newsletter for fall, winter, spring, and summer. Please let us know if there are areas we can improve as to how we communicate with you.

HPR Board & Leadership – HPR has added four new members to our HPR board of directors including: Sara Miller (retired educator), Joshua Leppien (St. Louis Assistant City Manager, Dave Ringle, Alma Director of Public Services, and Dr. Ben Peterson, Advancement at Alma College.

Brittany Sommerville with a new career position has moved from HPR part-time director to HPR treasurer, and Dr. Peterson will co-chair HPR with Chuck Sandro. HPR is actively seeking out a part-time director in leading HPR.

HPR Monthly Membership Meetings – Each meeting HPR hosts is about learning and how to work towards a healthy Pine River, Upper Pine River Watershed, and our local environment. Please do not hesitate to let us know if you have a program topic or speaker that we would benefit from. We hope you will join us on the 2nd Thursday of each month (not summer months) at 7:00 p.m. at the Alma Public Library.

This coming January 8th meeting is regarding the EGLE Dam Risk Reduction grant and what we hope to learn from the two-year grant.



2024-25 HPR Priorities

With Action Efforts

Basis for 2025-26 Discussion

Annual Water Testing – to continue to understand the contamination/pollution levels in the Pine River and Upper Pine River Watershed.

- HPR has funded the 2025 Summer Water Testing by Alma College including; Supplies, Interns, etc.
- This past year Alma College created a 20 year summary of summer water testing that can be found on the HPR website.

Outreach – to continue to inform and educate our communities, townships, county leaders, residents, recreationalists, and students regarding the issues facing the Pine River, our watershed, and the impact on our communities and citizens.

- Municipalities Outreach – met w/cities of Alma, St. Louis & County Commissioners to provide annual updates on the state of the Pine River and Upper Pine River Watershed
- Provided Septic Smart program to township representatives and residents
- Working with Alma Public Schools Curriculum Council – working towards HS/MS presentations to begin the fall of 2025.
- Working with RESD and Forest Hills Nature Center to develop curriculum for the Pine River and Upper Pine River Watershed for 4th and 5th graders taking field trips to FHNA.
- Engaging businesses, organizations, and individuals through a Before Hours Breakfast Event as a part of our “Friends of the Pine River” fund raising campaign regarding the state of the Pine River and Upper Pine River Watershed
- Host a monthly meeting for our HPR members, LEAPS students, and our public always providing relevant program that is related to the Pine River and the Upper Pine River Watershed.

Septic Engagement – continue our liaison work with our rural communities and residents on/near the Pine River in understanding proper septic practices and available services.

- The HPR Septic Liaison has met with over 300 households in the rural communities of Sumner, Riverdale, Elm Hall, and Elwell to date.
- This past spring our septic liaison began working with Elwell, along with residents on/near county drains and tributaries.
- Hosted for township officials and residents a Septic Smart program in collaboration with the Mid-Michigan District Health Department.

Farming Engagement – continue our efforts to engage our farming community and farm agencies in understanding and assisting with Pine River and watershed issues.

- Currently working to re-establish our Farm Engagement Committee (FEC) with farmers and farm agencies (FB & Michigan Ag. Council)

- Meeting with Farm Agencies for involvement include; Michigan State University Extension office, Gratiot County Conservation District, Natural Resources Services Commission, and Michigan Department of Agriculture and Rural Development.

Funding for the Dam/River channel Feasibility Study – locating funding to move forward with a dam/river channel feasibility study to assist the City of Alma and Alma residents in understanding options available for the restoration of the river channel/impoundment.

- Have been awarded the 2025 EGLE Dam Risk Reduction grant for conducting a “feasibility study” as to the viable options the City of Alma has regarding the restoration of the Mill Pond and river channel, or the removal of the State Street Dam due to ongoing degradation.
- HPR will be working with the City of Alma, GEI Consulting and numerous other stakeholder groups in overseeing this project/grant.

Sustainability – finding funding support for HPR that provides the opportunities to continued work on projects and priorities.

- Developed new 2025 Membership Drive and Friends of the Pine River fund raising campaign for improved funding. Collectively the two campaigns brought in over \$25,000.
- Continue to seek and write grants pertaining to our river and watershed at the regional, state, and federal level.
- Earned a 2024 Gratiot County Community Foundation that helped fund our sustainability efforts.
- Earned a 2025 EGLE Dam Risk Recovery grant for \$296,000 to conduct a Dam/Impoundment Feasibility Study over a two-year period. The grant begins the Fall of 2025.

Continuing Alma College LEAPS Collaboration – continue to grow our working relationship the Alma College Leaders for Environmental Awareness, Protection, and Sustainability.

- Earth Day Collaboration just took place on April 7th where HPR provided metal collection support with our recycling partner Padnos. HPR provided a cookout for the roughly 50 Alma College volunteers involved in our metal recycling, community garden, and Forest Hills Nature Area clean-up. Money earned from the recycling project will go towards LEAP scholarships for deserving students.
- HPR participated and presented at two LEAPS grant writing workshops to benefit Alma College students interested in future grant writing.
- HPR has placed a LEAPS representative on our HPR board.
- HPR leadership meets regularly with LEAPS & Vista Volunteers to discuss and plan projects.
- HPR has funded LEAPS student research projects that involve topics related to our river and watershed.

Advocacy – working to support initiatives and direction that is healthy for our environment and waterways.

- HPR is an annual member of the Gratiot Area Chamber of Commerce and works closely with Greater Gratiot Development, Inc.
- HPR belongs to the Michigan Environmental Council and nationally to the River Network and supports their lobbying efforts regarding water related issues.
- Attended the Gratiot Area Chamber of Commerce legislative breakfast in August of 2025 and spoke to Michigan representative Jerry Nyer.

WARRANT TO THE TREASURER

WARRANT NO. 26-16 CITY OF ALMA

FEBRUARY 24, 2026

The attached claims have been allowed by the City Commission, and you are hereby authorized to release payment for each of the claims as covered by the checks listed on the attachment.

Internal service fund transfers for the period of February 6, 2026, through February 19, 2026:

ACCOUNTING:	\$	0.00
INFORMATION TECHNOLOGY:	\$	0.00
HUMAN RESOURCES:	\$	0.00
ENGINEERING SERVICES:	\$	0.00
PUBLIC WORKS SERVICES:	\$	0.00
EQUIPMENT RENTAL CHARGES:	\$	0.00

Payroll of February 12, 2026, totaling \$325,957.83 in gross wages, employer taxes and benefit costs.

SIGNED: _____
Sara Anderson, City Clerk

COUNTERSIGNED: _____
Aeric Ripley, City Manager



CITY OF ALMA

525 East Superior St.
Alma, MI 48801

Curtis Dancer

Finance Director/Treasurer
525 East Superior St.
Alma, Michigan 48801
cdancer@myalma.org
(989) 463-9504

City of Alma Commission

Greg Mapes,	Mayor
Roxann Harrington,	Vice Mayor
Andrew Bare,	Commissioner
Danny Wernick,	Commissioner
Roger Allman,	Commissioner
Michelle Pitts,	Commissioner
Sonia Gibson,	Commissioner
Adam Flory	City Attorney
Aeric Ripley,	City Manager
Sara Anderson	City Clerk

FINANCE REPORT FOR CITY COMMISSION

CHECK WARRANT

**To be approved at Commission
Meeting dated**

February 24, 2026

Month/Day/year

Inv Num Inv Ref#	Vendor Description GL Distribution	Inv Date Entered By	Due Date	Inv Amt	Amt Due	Status	Jrnlized Post Date
20873 99210	21st Century Media JANUARY 2026 ADVERTISING 101-101.000-730.000 101-702.000-730.000 101-728.000-730.000 588-596.520-730.000	01/31/2026 CDANCER MEDIA ADVERTISING MEDIA ADVERTISING MEDIA ADVERTISING MEDIA ADVERTISING	02/25/2026	499.20 105.36 107.44 119.36 167.04	499.20	Open	N 01/31/2026
198-533294 99260	A-1 Truck Parts, Inc. UNIT #235 MAINTENANCE PARTS 661-532.000-780.000	02/16/2026 CDANCER MAINTENANCE PARTS	02/25/2026	97.05 97.05	97.05	Open	N 02/16/2026
198-533409 99283	A-1 Truck Parts, Inc. UNIT #213 AND #235 MAINTENANCE PAR 661-532.000-780.000	02/17/2026 CDANCER MAINTENANCE PARTS	02/25/2026	39.20 39.20	39.20	Open	N 02/17/2026
5236/8 99261	ACE HARDWARE PW BUILDING SUPPLIES 661-532.000-740.000	02/11/2026 CDANCER MATERIALS/SUPPLIES	02/25/2026	11.99 11.99	11.99	Open	N 02/11/2026
54834 99284	ADAMS PLUMBING & HEATING, INC FURNACE REPAIRS 588-596.000-740.000	02/12/2026 CDANCER MATERIALS/SUPPLIES	02/25/2026	1,295.53 1,295.53	1,295.53	Open	N 02/12/2026
1708604152756 99262	ADVANCE AUTO PARTS UNIT #500 MAINTENANCE PARTS 661-532.000-780.000	02/10/2026 CDANCER MAINTENANCE PARTS	02/25/2026	112.55 112.55	112.55	Open	N 02/10/2026
1708604021667 99263	ADVANCE AUTO PARTS SHOP AIR COMPRESSOR SERVICE 661-532.000-780.000	02/09/2026 CDANCER MAINTENANCE PARTS	02/25/2026	12.62 12.62	12.62	Open	N 02/09/2026
1708604152758 99264	ADVANCE AUTO PARTS UNIT 2127 MAINTENANCE PARTS 661-532.000-780.000	02/10/2026 CDANCER MAINTENANCE PARTS	02/25/2026	13.64 13.64	13.64	Open	N 02/10/2026
1708605053162 99326	ADVANCE AUTO PARTS INVENTORY 661-532.000-740.000	02/19/2026 CDANCER MATERIALS/SUPPLIES	02/25/2026	290.16 290.16	290.16	Open	N 02/19/2026

Inv Num Inv Ref#	Vendor Description GL Distribution	Inv Date Entered By	Due Date	Inv Amt	Amt Due	Status	Jrnalized Post Date
1708602052063							
99331	ADVANCE AUTO PARTS UNIT #2122 MAINTENANCE PARTS 101-301.000-780.000	01/20/2026 CDANCER MAINTENANCE PARTS	02/25/2026	105.58 105.58	105.58	Open	N 01/20/2026
1708604452931							
99332	ADVANCE AUTO PARTS UNIT #3088 MAINTENANCE PARTS 597-336.000-780.000	02/13/2026 CDANCER MAINTENANCE PARTS	02/25/2026	59.40 59.40	59.40	Open	N 02/13/2026
16073							
99265	ALL AMERICAN GLASS PLUS CORP UNIT #1053 MAINTENANCE PARTS 588-596.000-780.000	02/13/2026 CDANCER MAINTENANCE PARTS	02/25/2026	293.00 293.00	293.00	Open	N 02/13/2026
02172026							
99328	ALLEN SPICKERMAN EYE EXAM REIMBURSEMENT 661-532.000-716.000	02/17/2026 CDANCER LICENSE/CERTIFICATION FEE	02/25/2026	105.00 105.00	105.00	Open	N 02/17/2026
5648							
99340	ALLIED FIRE SALES &SERVICE SAFETY EQUIPMENT 597-336.000-741.000	02/06/2026 CDANCER UNIFORMS/SAFETY EQUIPMENT	02/25/2026	260.00 260.00	260.00	Open	N 02/06/2026
A610996							
99266	ALMA BOLT & SUPPLY SHOP SUPPLIES 661-532.000-740.000	02/02/2026 CDANCER MATERIALS/SUPPLIES	02/25/2026	12.55 12.55	12.55	Open	N 02/02/2026
A610997							
99285	ALMA BOLT & SUPPLY MAINTENANCE PARTS 590-527.000-787.000	02/02/2026 CDANCER MAINTENANCE SUPPLIES	02/25/2026	9.90 9.90	9.90	Open	N 02/02/2026
A611758							
99346	ALMA BOLT & SUPPLY SPRING NUTS 597-336.000-740.000	02/09/2026 CDANCER MATERIALS/SUPPLIES	02/25/2026	6.45 6.45	6.45	Open	N 02/09/2026
218219628							
99249	ALMA COLLEGE BOOKSTORE FEDEX SHIPPING 590-527.000-746.000	02/10/2026 CDANCER TOOLS/EQUIPMENT	02/25/2026	13.66 13.66	13.66	Open	N 02/10/2026
C375819							
99211	ALMA HARDWARE TOOLS - MAP-PRO TRIGGER TORCH 591-536.552-746.000	02/05/2026 CDANCER TOOLS/EQUIPMENT	02/25/2026	48.99 48.99	48.99	Open	N 02/05/2026

Inv Num Inv Ref#	Vendor Description GL Distribution	Inv Date Entered By	Due Date	Inv Amt	Amt Due	Status	Jrnalized Post Date
C375775 99212	ALMA HARDWARE TOOLS - HYDROFLECT GLOVE AND MAP-P 591-536.552-746.000	02/04/2026 CDANCER TOOLS/EQUIPMENT	02/25/2026	54.98 54.98	54.98	Open	N 02/04/2026
C375983 99251	ALMA HARDWARE MAINTENANCE PARTS 590-527.000-787.000	02/11/2026 CDANCER MAINTENANCE SUPPLIES	02/25/2026	21.11 21.11	21.11	Open	N 02/11/2026
B381486 99286	ALMA HARDWARE TOOLS 590-527.000-746.000	02/17/2026 CDANCER TOOLS/EQUIPMENT	02/25/2026	134.97 134.97	134.97	Open	N 02/17/2026
C375982 99356	ALMA HARDWARE SUPPLIES - DRILL BIT AND ELECTRICA 597-336.000-740.000	02/11/2026 CDANCER MATERIALS/SUPPLIES	02/25/2026	18.28 18.28	18.28	Open	N 02/11/2026
B381456 99357	ALMA HARDWARE SCENE LIGHT ON E-122 597-336.000-740.000	02/14/2026 CDANCER MATERIALS/SUPPLIES	02/25/2026	16.99 16.99	16.99	Open	N 02/14/2026
02122026 99320	ALMA HIGHLAND FESTIVAL CHERYL CHAPMAN DONATION 408-765.000-801.000	02/19/2026 AHUNTOON CONTRACT FEES	02/19/2026	4,000.00 4,000.00	4,000.00	Open	N 02/19/2026
02/11/2026 99321	ALMA HIGHLAND FESTIVAL MID MICHIGAN AUTO SERVICES DONATIO 408-765.000-801.000	02/19/2026 AHUNTOON CONTRACT FEES	02/19/2026	1,000.00 1,000.00	1,000.00	Open	N 02/19/2026
989070742 99337	ALMA TIRE, INC UNIT #2127 MAINTENANCE PARTS 101-301.000-780.000	01/23/2026 CDANCER MAINTENANCE PARTS	02/25/2026	722.20 722.20	722.20	Open	N 01/23/2026
11KY-N7PX-FMDH 99213	AMAZON CAPITAL SERVICES BOOKS 510-790.000-973.100	12/15/2025 CDANCER ADULT FICTIONAL BOOKS FICTION	02/25/2026	22.94 22.94	22.94	Open	N 12/15/2025
11WT-1T3V-7KRF 99214	AMAZON CAPITAL SERVICES LIBRARY SUPPLIES 510-790.000-740.000	12/09/2025 CDANCER MATERIALS/SUPPLIES	02/25/2026	44.01 44.01	44.01	Open	N 12/09/2025

Inv Num Inv Ref#	Vendor Description GL Distribution	Inv Date Entered By	Due Date	Inv Amt	Amt Due	Status	Jrnalized Post Date
<hr/>							
1WYN-J7R1-4MDM							
99215	AMAZON CAPITAL SERVICES SUPPLIES - WATER	02/03/2026 CDANCER	02/25/2026	33.37	33.37	Open	N 02/03/2026
	591-536.552-740.000	MATERIALS/SUPPLIES		16.69			
	103-536.520-740.000	MATERIALS/SUPPLIES		16.68			
<hr/>							
11DL-MYCH-3YF4							
99287	AMAZON CAPITAL SERVICES PROGRAMMING SUPPLIES AND LIBRARY S	02/10/2026 CDANCER	02/25/2026	115.98	115.98	Open	N 02/10/2026
	510-790.000-740.000	MATERIALS/SUPPLIES		52.44			
	208-751.000-740.790	LIBRARY PROGRAM SUPPLIES		63.54			
<hr/>							
41279386							
99288	APPLIED CAPITAL, LLC LIBRARY COPIER	02/13/2026 CDANCER	02/25/2026	365.44	365.44	Open	N 02/13/2026
	510-790.000-801.000	CONTRACT FEES		226.42			
	208-751.000-740.790	LIBRARY PROGRAM SUPPLIES		139.02			
<hr/>							
287329412459X0202202							
99216	AT&T MOBILITY ACCOUNT NUMBER 287329412459	01/24/2026 CDANCER	02/25/2026	1,272.70	1,272.70	Open	N 01/24/2026
	101-000.000-231.000	EMPLOYEE DEDUCTIONS		15.53			
	101-172.000-922.000	COMMUNICATIONS		24.18			
	101-191.000-922.000	COMMUNICATIONS		43.31			
	101-215.000-922.000	COMMUNICATIONS		24.19			
	101-257.000-922.000	COMMUNICATIONS		86.62			
	101-270.000-922.000	COMMUNICATIONS		43.31			
	101-301.000-922.000	COMMUNICATIONS		292.12			
	101-371.000-922.000	COMMUNICATIONS		28.22			
	101-447.000-922.000	COMMUNICATIONS		71.53			
	208-751.000-922.000	COMMUNICATIONS		63.14			
	510-790.000-922.000	COMMUNICATIONS		43.31			
	588-596.000-922.000	COMMUNICATIONS		129.93			
	590-527.520-922.000	COMMUNICATIONS		113.33			
	591-536.000-922.000	COMMUNICATIONS		70.02			
	103-536.000-922.000	COMMUNICATIONS		48.36			
	597-336.000-922.000	COMMUNICATIONS		33.32			
	661-532.000-922.000	COMMUNICATIONS		142.28			
<hr/>							
217-859385							
99117	AUTO VALUE ALMA UNIT #542 MAINTENANCE PARTS	02/02/2026 CDANCER	02/11/2026	13.79	13.79	Open	Y 02/02/2026
	661-532.000-780.000	MAINTENANCE PARTS		13.79			
<hr/>							
217-859386							
99118	AUTO VALUE ALMA UNIT 542 MAINTENANCE PARTS	02/02/2026 CDANCER	02/11/2026	17.49	17.49	Open	Y 02/02/2026
	661-532.000-780.000	MAINTENANCE PARTS		17.49			

Inv Num Inv Ref#	Vendor Description GL Distribution	Inv Date Entered By	Due Date	Inv Amt	Amt Due	Status	Jrnalized Post Date
217-857933 99119	AUTO VALUE ALMA CREDIT - RETURNED ITEM 597-336.000-780.000	01/05/2026 CDANCER MAINTENANCE PARTS	02/11/2026	(79.36) (79.36)	(79.36)	Open	Y 01/05/2026
217-859589 99217	AUTO VALUE ALMA SHOP SUPPLIES 661-532.000-740.000	02/05/2026 CDANCER MATERIALS/SUPPLIES	02/25/2026	11.99 11.99	11.99	Open	N 02/05/2026
217-859678 99267	AUTO VALUE ALMA INVENTORY 661-532.000-740.000	02/06/2026 CDANCER MATERIALS/SUPPLIES	02/25/2026	25.79 25.79	25.79	Open	N 02/06/2026
217-859792 99268	AUTO VALUE ALMA INVENTORY 661-532.000-740.000	02/10/2026 CDANCER MATERIALS/SUPPLIES	02/25/2026	51.58 51.58	51.58	Open	N 02/10/2026
4858 99339	BLUESTONE PSYCH FITNESS FOR DUTY EVALUATION 101-301.000-801.000	09/23/2025 CDANCER CONTRACT FEES	02/25/2026	210.00 210.00	210.00	Open	N 09/23/2025
INV-1531 99269	BS&A SOFTWARE S700 STRIPE TERMINAL 101-191.000-746.000	02/16/2026 CDANCER TOOLS/EQUIPMENT	02/25/2026	350.00 350.00	350.00	Open	N 02/16/2026
11992 99322	Butcher Excavating NEW WATER SERVICE LINE 514 E. ELIZ 591-536.000-801.000	01/29/2026 CDANCER CONTRACT FEES	02/25/2026	2,800.00 2,800.00	2,800.00	Open	N 01/29/2026
2026-00281 99270	CHERRY ROAD TECHNOLOGIES SERVICE PERIOD 02/01/2026 - 02/28/ 101-172.000-922.000 101-191.000-922.000 101-215.000-922.000 101-253.000-922.000 101-257.000-922.000 101-265.000-922.000 101-270.000-922.000 101-301.000-922.000 101-371.000-922.000 101-447.000-922.000 510-790.000-922.000	02/01/2026 CDANCER COMMUNICATIONS COMMUNICATIONS COMMUNICATIONS COMMUNICATIONS COMMUNICATIONS COMMUNICATIONS COMMUNICATIONS COMMUNICATIONS COMMUNICATIONS COMMUNICATIONS COMMUNICATIONS	02/25/2026	1,736.24 100.70 99.85 18.20 104.09 64.80 55.80 27.30 347.25 18.20 91.00 229.80	1,736.24	Open	N 02/01/2026

Inv Num Inv Ref#	Vendor Description	Inv Date Entered By	Due Date	Inv Amt	Amt Due	Status	Jrnlized Post Date
	GL Distribution						
	588-596.000-922.000	COMMUNICATIONS		173.75			
	590-527.000-922.000	COMMUNICATIONS		110.90			
	591-536.000-922.000	COMMUNICATIONS		64.55			
	103-536.000-922.000	COMMUNICATIONS		64.55			
	597-336.000-922.000	COMMUNICATIONS		36.40			
	661-532.000-922.000	COMMUNICATIONS		129.10			
13034600							
99221	CHROUGH COMMUNICATIONS	01/12/2026	02/25/2026	60.89	60.89	Open	N
	UNIT 285 MAINTENANCE PARTS	CDANCER					01/12/2026
	661-532.000-780.000	MAINTENANCE PARTS		60.89			
4259328892							
99345	CINTAS	02/11/2026	02/25/2026	123.79	123.79	Open	N
	CONTRACT FEES	CDANCER					02/11/2026
	101-301.000-801.000	CONTRACT FEES		123.79			
JAN26 800 WASHINGTON							
99218	CITY OF ALMA	01/31/2026	02/25/2026	747.83	747.83	Open	N
	ACCOUNT NUMBER 7300800000-001	CDANCER					01/31/2026
	661-532.000-927.000	WATER/SEWER		747.83			
JAN26 525 E SUPERIOR							
99219	CITY OF ALMA	01/31/2026	02/25/2026	477.04	477.04	Open	N
	ACCOUNT NUMBER 665052500-001	CDANCER					01/31/2026
	101-265.000-927.000	WATER/SEWER		477.04			
JAN26 500 E SUPERIOR							
99220	CITY OF ALMA	01/31/2026	02/25/2026	687.23	687.23	Open	N
	ACCOUNT NUMBER 665050000-001	CDANCER					01/31/2026
	510-790.000-927.000	WATER/SEWER		687.23			
02162026							
99289	CITY OF ALMA	02/16/2026	02/25/2026	300.00	300.00	Open	N
	PETTY CASH REIMBURSEMENT FOR SOURD	CDANCER					02/16/2026
	208-751.000-740.790	LIBRARY PROGRAM SUPPLIES		300.00			
01302026							
99342	CULLIGAN OF ALMA	01/30/2026	02/25/2026	274.00	274.00	Open	N
	WATER	CDANCER					01/30/2026
	101-301.000-740.000	MATERIALS/SUPPLIES		274.00			
S4-260180073							
99222	CUMMINS SALES AND SERVICES	01/23/2026	02/25/2026	501.53	501.53	Open	N
	MAINTENANCE INSPECTION	CDANCER					01/23/2026
	590-527.000-801.000	CONTRACT FEES		250.77			
	103-536.000-801.000	CONTRACT FEES		250.76			

Inv Num Inv Ref#	Vendor Description GL Distribution	Inv Date Entered By	Due Date	Inv Amt	Amt Due	Status	Jrnlized Post Date
1360442 99271	D & K TRUCK COMPANY UNIT #237 MAINTENANCE PARTS 661-532.000-780.000	02/06/2026 CDANCER MAINTENANCE PARTS	02/25/2026	39.29 39.29	39.29	Open	N 02/05/2026
1362511 99290	D & K TRUCK COMPANY MAINTENANCE PARTS 661-532.000-780.000	02/16/2026 CDANCER MAINTENANCE PARTS	02/25/2026	137.99 137.99	137.99	Open	N 02/16/2026
1359694 99291	D & K TRUCK COMPANY UNIT #236 MAINTENANCE PARTS 661-532.000-780.000	02/09/2026 CDANCER MAINTENANCE PARTS	02/25/2026	367.49 367.49	367.49	Open	N 02/09/2026
02092026 99223	DEB KING TRAINING/MEMBERSHIP REIMBURSEMENT 101-191.000-718.000 101-191.000-715.000	02/09/2026 CDANCER PUBLICATIONS/MEMBERSHIPS EMPLOYEE TRAINING	02/25/2026	55.00 30.00 25.00	55.00	Open	N 02/09/2026
7757717 99292	DEMCO SUPPLIES 510-790.000-740.000	01/30/2026 CDANCER MATERIALS/SUPPLIES	02/25/2026	228.69 228.69	228.69	Open	N 01/30/2026
S126-37695 99325	DETROIT SALT COMPANY LLC 2025-2026 MIDEAL BACKUP ROAD SALT 661-000.000-111.000	02/18/2026 CDANCER ROAD SALT	02/25/2026	6,601.66 6,601.66	6,601.66	Open	N 02/18/2026
29278 99336	DOUG'S SMALL ENGINE UNIT #3085 AND UNIT NUMBER 7000 MA 597-336.000-780.000 661-532.000-780.000	01/26/2026 CDANCER MAINTENANCE PARTS MAINTENANCE PARTS	02/25/2026	332.82 315.00 17.82	332.82	Open	N 01/26/2026
26JAN2382 99224	DRUG SCREENS PLUS ACCOUNT NUMBER 2382 588-596.000-717.000	02/09/2026 CDANCER OTHER EMPLOYMENT EXPENSE	02/25/2026	47.00 47.00	47.00	Open	N 02/09/2026
25-4086 (2) 99248	ELECTION SOURCE ANNUAL MAINTENANCE CONTRACT 101-262.000-801.000	01/14/2026 CDANCER CONTRACT FEES	02/25/2026	64.70 64.70	64.70	Open	N 01/14/2026

Inv Num Inv Ref#	Vendor Description GL Distribution	Inv Date Entered By	Due Date	Inv Amt	Amt Due	Status	Jrnalized Post Date
<hr/>							
S106691223.001							
99225	Etna Supply Company GAWA METER REPAIR 103-536.000-780.000	02/05/2026 CDANCER MAINTENANCE PARTS	02/25/2026	565.13 565.13	565.13	Open	N 02/05/2026
<hr/>							
148781							
99293	Federal Fluid Power Inc TOOLS & EQUIPMENT 661-532.000-746.000	02/12/2026 CDANCER TOOLS/EQUIPMENT	02/25/2026	30.14 30.14	30.14	Open	N 02/12/2026
<hr/>							
STLMIOE8455							
99343	FLEGEL TECH REPAIR CASES AND PROTECTORS 101-301.000-740.000	01/28/2026 CDANCER MATERIALS/SUPPLIES	02/25/2026	643.02 643.02	643.02	Open	N 01/28/2026
<hr/>							
42143							
99344	FRONT LINE SERVICES, INC UNIT #3085 MAINTENANCE PARTS 597-336.000-780.000	01/14/2026 CDANCER MAINTENANCE PARTS	02/25/2026	914.95 914.95	914.95	Open	N 01/14/2026
<hr/>							
42236							
99354	FRONT LINE SERVICES, INC SUPPLIES - FIRE DEPARTMENT 597-336.000-740.000	02/11/2026 CDANCER MATERIALS/SUPPLIES	02/25/2026	902.35 902.35	902.35	Open	N 02/11/2026
<hr/>							
033839872							
99341	GALLS, LLC TOOLS AND EQUIPMENT 101-301.000-746.000	01/22/2026 CDANCER TOOLS/EQUIPMENT	02/25/2026	123.00 123.00	123.00	Open	N 01/22/2026
<hr/>							
2025-184							
99229	Gratiot Area Water Authority JANUARY 2026 WATER CONSUMPTION 591-536.000-998.000	02/11/2026 CDANCER CONTRIBUTIONS/COMPONENTS	02/25/2026	77,161.39 77,161.39	77,161.39	Open	N 01/31/2026
<hr/>							
26-0004287							
99254	Gratiot Area Water Authority WATER TESTING FEES 591-536.000-801.000	01/31/2026 CDANCER CONTRACT FEES	02/25/2026	300.00 300.00	300.00	Open	N 01/31/2026
<hr/>							
01312026							
99230	Gratiot County Herald SUMMER CAMP COUNSELORS AND INTERN 208-751.000-717.000 208-751.000-717.000 101-191.000-806.000	01/31/2026 CDANCER OTHER EMPLOYMENT EXPENSE OTHER EMPLOYMENT EXPENSE BANK FEES	02/25/2026	378.15 184.00 193.00 1.15	378.15	Open	N 01/31/2026

Inv Num Inv Ref#	Vendor Description GL Distribution	Inv Date Entered By	Due Date	Inv Amt	Amt Due	Status	Jrnalized Post Date
79 99231	HOLLY TOWNSHIP LIBRARY MELCAT LOST BOOK FEE 510-790.000-973.200	01/07/2026 CDANCER	02/25/2026	19.85 19.85	19.85	Open	N 01/07/2026
94056780 99294	INGRAM LIBRARY SERVICES BOOKS 510-790.000-972.100 510-790.000-972.200 510-790.000-973.100 510-790.000-973.200	01/29/2026 CDANCER	02/25/2026	116.13 39.02 29.05 31.86 16.20	116.13	Open	N 01/29/2026
94342850 99295	INGRAM LIBRARY SERVICES BOOKS 510-790.000-973.100 510-790.000-973.200 510-790.000-972.100	02/09/2026 CDANCER	02/25/2026	164.54 43.80 100.24 20.50	164.54	Open	N 02/09/2026
94251132 99296	INGRAM LIBRARY SERVICES BOOKS 510-790.000-972.100 510-790.000-973.100 510-790.000-973.200	02/05/2026 CDANCER	02/25/2026	324.74 11.99 144.04 168.71	324.74	Open	N 02/05/2026
94153154 99297	INGRAM LIBRARY SERVICES BOOKS 510-790.000-973.100	02/02/2026 CDANCER	02/25/2026	16.20 16.20	16.20	Open	N 02/02/2026
94153153 99298	INGRAM LIBRARY SERVICES BOOKS 510-790.000-973.200 510-790.000-973.100	02/02/2026 CDANCER	02/25/2026	122.72 106.52 16.20	122.72	Open	N 02/02/2026
94290985 99299	INGRAM LIBRARY SERVICES BOOKS 510-790.000-973.200 510-790.000-973.100 510-790.000-972.100 510-790.000-972.200	02/06/2026 CDANCER	02/25/2026	1,011.59 441.36 378.36 166.14 25.73	1,011.59	Open	N 02/06/2026
033420 99232	ITHACA MANUFACTURING COMPANY CUT ALUM	02/05/2026 CDANCER	02/25/2026	20.00	20.00	Open	N 02/05/2026

Inv Num Inv Ref#	Vendor Description GL Distribution	Inv Date Entered By	Due Date	Inv Amt	Amt Due	Status	Jrnalized Post Date
	590-527.000-801.000	CONTRACT FEES		20.00			
279838 99300	JACK DOHENY COMPANY UNIT #234 MAINTENANCE PARTS 661-532.000-780.000	02/09/2026 CDANCER MAINTENANCE PARTS	02/25/2026	1,877.56 1,877.56	1,877.56	Open	N 02/09/2026
279476 99301	JACK DOHENY COMPANY UNIT #234 MAINTENANCE PARTS 661-532.000-780.000	02/03/2026 CDANCER MAINTENANCE PARTS	02/25/2026	667.68 667.68	667.68	Open	N 02/03/2026
02152026 99233	JON TERRES WINTER BOOT ALLOWANCE 591-536.000-741.000 103-536.000-741.000	02/15/2026 CDANCER UNIFORMS/SAFETY EQUIPMENT UNIFORMS/SAFETY EQUIPMENT	02/25/2026	85.00 42.50 42.50	85.00	Open	N 02/15/2026
355498 99234	KCI JANUARY 2026 UTILITY BILLS 591-536.556-801.000 590-527.556-801.000 596-528.520-801.000	02/04/2026 CDANCER CONTRACT FEES CONTRACT FEES CONTRACT FEES	02/25/2026	1,646.50 548.83 548.83 548.84	1,646.50	Open	N 01/31/2026
45406 99347	KIRTLAND COMMUNITY COLLEGE LOGAN BUSSELL 101-301.000-715.000	02/17/2026 CDANCER EMPLOYEE TRAINING	02/25/2026	200.00 200.00	200.00	Open	N 02/17/2026
47612 99348	KIRTLAND COMMUNITY COLLEGE AARON CAVNER 101-301.000-715.000	02/17/2026 CDANCER EMPLOYEE TRAINING	02/25/2026	200.00 200.00	200.00	Open	N 02/17/2026
86661 99333	KRAPOHL FORD & LINCOLN CO. UNIT #2122 MAINTENANCE PARTS 101-301.000-780.000	01/20/2026 CDANCER MAINTENANCE PARTS	02/25/2026	251.32 251.32	251.32	Open	N 01/20/2026
86868 99334	KRAPOHL FORD & LINCOLN CO. UNIT #2125 MAINTENANCE PARTS 101-301.000-780.000	02/05/2026 CDANCER MAINTENANCE PARTS	02/25/2026	139.39 139.39	139.39	Open	N 02/05/2026
86869 99335	KRAPOHL FORD & LINCOLN CO. UNIT #2125 MAINTENANCE PARTS 101-301.000-780.000	02/05/2026 CDANCER MAINTENANCE PARTS	02/25/2026	504.68 504.68	504.68	Open	N 02/05/2026

Inv Num Inv Ref#	Vendor Description GL Distribution	Inv Date Entered By	Due Date	Inv Amt	Amt Due	Status	Jrnalized Post Date
55054 99272	LANDMARK MACHINERY UNIT #542 MAINTENANCE PARTS 661-532.000-780.000	02/06/2026 CDANCER MAINTENANCE PARTS	02/25/2026	376.22 376.22	376.22	Open	N 02/06/2026
25-319-01 99303	LIBRARY DESIGN ASSOCIATES INC. CHILDREN'S SHELVING 510-790.000-970.000	02/13/2026 CDANCER CHILDREN'S SHELVES	02/25/2026	21,600.00 21,600.00	21,600.00	Open	N 02/13/2026
59385875 99235	McMaster-Carr Supply Co. MAINTENANCE PARTS 590-527.000-787.000	02/05/2026 CDANCER MAINTENANCE SUPPLIES	02/25/2026	334.83 334.83	334.83	Open	N 02/05/2026
59718100 99250	McMaster-Carr Supply Co. MAINTENANCE PARTS 590-527.000-787.000	02/11/2026 CDANCER MAINTENANCE SUPPLIES	02/25/2026	506.90 506.90	506.90	Open	N 02/11/2026
S5651637.001 99273	MEDLER ELECTRIC CO. STREET LIGHTS SUPPLIES 101-448.000-740.000	02/05/2026 CDANCER MATERIALS/SUPPLIES	02/25/2026	216.92 216.92	216.92	Open	N 02/05/2026
0000297-924371 99329	Michigan Co. SUPPLIES 101-265.000-740.000 510-790.265-740.000	02/17/2026 CDANCER MATERIALS/SUPPLIES MATERIALS/SUPPLIES	02/25/2026	892.12 446.06 446.06	892.12	Open	N 02/17/2026
14219 99236	MICHIGAN MUNICIPAL TREASURERS ASSOC ADVANCED INSTITUTE - CURTIS AND AM 101-191.000-715.000	02/13/2026 CDANCER EMPLOYEE TRAINING	02/25/2026	758.00 758.00	758.00	Open	N 02/13/2026
2026 99302	MICHIGAN.COM ACCOUNT NUMBER SJ3799620 510-790.000-747.000	02/15/2026 CDANCER NEWSPAPERS	02/25/2026	11.84 11.84	11.84	Open	N 02/15/2026
508429297 99304	MIDWEST TAPE LLC DVDS 510-790.000-749.700	02/11/2026 CDANCER DVD/VIDEO COLLECTION DVD/VIDEO	02/25/2026	19.49 19.49	19.49	Open	N 02/11/2026
508429298 99305	MIDWEST TAPE LLC DVDS	02/11/2026 CDANCER	02/25/2026	124.45	124.45	Open	N 02/11/2026

Inv Num Inv Ref#	Vendor Description GL Distribution	Inv Date Entered By	Due Date	Inv Amt	Amt Due	Status	Jrnlized Post Date
	510-790.000-749.700	DVD/VIDEO COLLECTION	DVD/VIDEO	124.45			
02042026							
99237	MY MICHIGAN HEALTH ACCOUNT 700000076 101-301.000-717.000 588-596.000-717.000 588-596.000-717.000	02/04/2026 CDANCER OTHER EMPLOYMENT EXPENSE OTHER EMPLOYMENT EXPENSE OTHER EMPLOYMENT EXPENSE	02/25/2026	260.00 55.00 115.00 90.00	260.00	Open	N 02/04/2026
936927							
99349	NYE UNIFORM COMPANY UNIFORMS 597-336.000-741.000	02/12/2026 CDANCER UNIFORMS/SAFETY EQUIPMENT	02/25/2026	23.00 23.00	23.00	Open	N 02/12/2026
936943							
99350	NYE UNIFORM COMPANY UNIFORMS 597-336.000-741.000	02/12/2026 CDANCER UNIFORMS/SAFETY EQUIPMENT	02/25/2026	209.50 209.50	209.50	Open	N 02/12/2026
939709							
99351	NYE UNIFORM COMPANY UNIFORMS 597-336.000-741.000	02/12/2026 CDANCER UNIFORMS/SAFETY EQUIPMENT	02/25/2026	66.50 66.50	66.50	Open	N 02/12/2026
936935							
99352	NYE UNIFORM COMPANY UNIFORMS 597-336.000-741.000	02/12/2026 CDANCER UNIFORMS/SAFETY EQUIPMENT	02/25/2026	204.00 204.00	204.00	Open	N 02/12/2026
936938							
99353	NYE UNIFORM COMPANY UNIFORMS 597-336.000-741.000	02/12/2026 CDANCER UNIFORMS/SAFETY EQUIPMENT	02/25/2026	215.41 215.41	215.41	Open	N 02/12/2026
98905							
99238	OHM DWSRF PROJECT OVERSIGHT 591-536.552-970.000	02/09/2026 CDANCER DWSRF PROJECT OVERSIGHT	02/25/2026	32,518.00 32,518.00	32,518.00	Open	N 01/31/2026
02032026							
99239	QUADIENT FINANCE USA, INC. ACCOUNT NUMBER 7900 0440 8017 1006 101-191.000-744.000 101-191.000-806.000	02/03/2026 CDANCER POSTAGE BANK FEES	02/25/2026	2,121.33 2,000.00 121.33	2,121.33	Open	N 02/03/2026
99060680							
99252	Safety Kleen Corp. CONTRACT FEES 661-532.000-801.000	01/28/2026 CDANCER CONTRACT FEES	02/25/2026	210.13 210.13	210.13	Open	N 01/28/2026

Inv Num Inv Ref#	Vendor Description GL Distribution	Inv Date Entered By	Due Date	Inv Amt	Amt Due	Status	Jrnlized Post Date
0109546-IN 99274	Shults Equipment, Inc. UNIT #439 MAINTENANCE PARTS 661-532.000-780.000	01/27/2026 CDANCER MAINTENANCE PARTS	02/25/2026	388.00 388.00	388.00	Open	N 01/27/2026
21389 99240	SINGLE SOURCE SAFETY GLOVES 661-532.000-741.000	02/04/2026 CDANCER UNIFORMS/SAFETY EQUIPMENT	02/25/2026	167.22 167.22	167.22	Open	N 02/04/2026
005236801020126 99241	SPECTRUM ACCOUNT NUMBER 005236801 101-253.000-922.000	02/01/2026 CDANCER COMMUNICATIONS	02/25/2026	159.99 159.99	159.99	Open	N 02/01/2026
6054497391 99242	Staples, Inc PRINTER INK 101-191.000-740.000	01/31/2026 CDANCER MATERIALS/SUPPLIES	02/25/2026	87.39 87.39	87.39	Open	N 01/31/2026
6055346769 99355	Staples, Inc OFFICE SUPPLIES 101-301.000-740.000	02/07/2026 CDANCER MATERIALS/SUPPLIES	02/25/2026	50.86 50.86	50.86	Open	N 02/07/2026
02/09/2026 99179	STEVENS, KRISTA UB refund for account: 720084200-0 590-000.000-033.000 591-000.000-033.000 591-000.000-033.000 590-000.000-033.000	02/09/2026 CDANCER 300 SEWER 300 WATER WATER RATE SEWER RATE	02/25/2026	69.23 46.04 8.67 8.56 5.96	69.23	Open	Y 02/09/2026
02162026 99243	T-MOBILE ACCOUNT NUMBER 975200437 510-790.000-801.000	02/15/2026 CDANCER CONTRACT FEES	02/25/2026	301.02 301.02	301.02	Open	N 02/15/2026
SO-24842 99244	TRIPLE K IRRIGATION MAINTENANCE PARTS 590-527.000-787.000	10/07/2025 CDANCER MAINTENANCE SUPPLIES	02/25/2026	750.98 750.98	750.98	Open	N 10/07/2025
1630223364 99245	Unifirst Corp UNIFORMS 591-536.000-741.000 103-536.000-741.000	02/05/2026 CDANCER UNIFORMS/SAFETY EQUIPMENT UNIFORMS/SAFETY EQUIPMENT	02/25/2026	58.80 29.40 29.40	58.80	Open	N 02/05/2026

Inv Num Inv Ref#	Vendor Description GL Distribution	Inv Date Entered By	Due Date	Inv Amt	Amt Due	Status	Jrnalized Post Date
1630223369 99253	Unifirst Corp UNIFORMS AND SUPPLIES 661-532.000-740.000 661-532.000-741.000	02/05/2026 CDANCER	02/25/2026	100.88	100.88	Open	N 02/05/2026
		MATERIALS/SUPPLIES		43.68			
		UNIFORMS/SAFETY EQUIPMENT		57.20			
1630214002 99327	Unifirst Corp UNIFORMS AND SUPPLIES 661-532.000-741.000 661-532.000-740.000	11/13/2025 CDANCER	02/25/2026	115.05	115.05	Open	N 11/13/2025
		UNIFORMS/SAFETY EQUIPMENT		73.17			
		MATERIALS/SUPPLIES		41.88			
VC3-237188 99246	VC3 SERVICE CONTRACT - MONTHLY BILLING 101-253.000-801.000	02/10/2026 CDANCER	02/25/2026	2,826.36	2,826.36	Open	N 02/10/2026
		CONTRACT FEES		2,826.36			
INV3566568VC3 99255	VC3 CISCO EXTENDED SERVICE WARRANTY 101-253.000-801.000	02/10/2026 CDANCER	02/25/2026	340.00	340.00	Open	N 02/10/2026
		CONTRACT FEES		340.00			
VC3-238789 99306	VC3 MICROSOFT OFFICE 365 - MONTHLY BIL 101-253.000-801.000	02/17/2026 CDANCER	02/25/2026	1,336.65	1,336.65	Open	N 02/17/2026
		CONTRACT FEES		1,336.65			
VC3-239237 99307	VC3 CLOUD PROTECTION AND DATA RECOVERY 101-253.000-801.000	02/17/2026 CDANCER	02/25/2026	516.95	516.95	Open	N 02/17/2026
		CONTRACT FEES		516.95			
JAN 2026 MW 99198	VISA MARK WILLIAMS JANUARY 2026 VISA ST 101-371.000-717.000 101-371.000-740.000 101-301.000-740.000 597-336.000-740.000 101-301.000-746.000 597-336.000-715.000 101-371.000-715.000	01/31/2026 CDANCER	02/25/2026	3,332.60	3,332.60	Open	N 01/31/2026
		OTHER EMPLOYMENT EXPENSE		117.89			
		MATERIALS/SUPPLIES		111.22			
		MATERIALS/SUPPLIES		122.27			
		MATERIALS/SUPPLIES		20.09			
		TOOLS/EQUIPMENT		2,508.48			
		EMPLOYEE TRAINING		251.00			
		EMPLOYEE TRAINING		201.65			
JAN 2026 VISA DJ 99199	VISA DAREN JOHNSON JANUARY 2026 VISA ST 590-527.520-715.000 590-527.000-787.000 590-527.000-787.000	01/31/2026 CDANCER	02/25/2026	3,672.81	3,672.81	Open	N 01/31/2026
		EMPLOYEE TRAINING		750.00			
		MAINTENANCE SUPPLIES		857.91			
		MAINTENANCE SUPPLIES		159.98			

Inv Num Inv Ref#	Vendor Description	Inv Date Entered By	Due Date	Inv Amt	Amt Due	Status	Jrnlized Post Date
	GL Distribution						
	590-527.520-741.000	UNIFORMS/SAFETY EQUIPMENT		254.92			
	590-527.000-801.000	CONTRACT FEES		1,650.00			
<hr/>							
JAN 2026 VISA JG							
99200*	VISA	01/31/2026	02/25/2026	1,561.06	1,561.06	Open	N 01/31/2026
	JIM GOODHALL JANUARY 2026 VISA STA CDANCER						
	661-532.000-740.000	MATERIALS/SUPPLIES		(2.90)			
	661-532.000-740.000	MATERIALS/SUPPLIES		26.98			
	661-532.000-740.000	MATERIALS/SUPPLIES		11.22			
	661-532.000-740.000	MATERIALS/SUPPLIES		(6.99)			
	661-532.000-746.000	TOOLS/EQUIPMENT		28.49			
	101-523.000-740.000	MATERIALS/SUPPLIES		26.58			
	661-532.000-740.000	MATERIALS/SUPPLIES		127.29			
	661-532.000-740.000	MATERIALS/SUPPLIES		73.34			
	661-532.000-780.000	MAINTENANCE PARTS		34.58			
	101-447.000-740.000	MATERIALS/SUPPLIES		45.84			
	661-532.000-740.000	MATERIALS/SUPPLIES		39.17			
	101-265.000-740.000	MATERIALS/SUPPLIES		39.17			
	510-790.265-740.000	MATERIALS/SUPPLIES		39.18			
	101-265.000-740.000	MATERIALS/SUPPLIES		21.44			
	510-790.265-740.000	MATERIALS/SUPPLIES		21.43			
	661-532.000-746.000	TOOLS/EQUIPMENT		296.99			
	661-532.000-780.000	MAINTENANCE PARTS		28.99			
	661-532.000-740.000	MATERIALS/SUPPLIES		13.49			
	510-790.265-740.000	MATERIALS/SUPPLIES		67.32			
	661-532.000-715.000	EMPLOYEE TRAINING		10.00			
	101-265.000-740.000	MATERIALS/SUPPLIES		35.59			
	590-527.552-740.000	MATERIALS/SUPPLIES		26.66			
	510-790.265-740.000	MATERIALS/SUPPLIES		26.95			
	101-265.000-740.000	MATERIALS/SUPPLIES		53.90			
	661-000.000-111.000	MATERIAL/SUPPLY INVENTORY		152.94			
	661-000.000-111.000	MATERIAL/SUPPLY INVENTORY		135.13			
	661-532.000-780.000	MAINTENANCE PARTS		42.80			
	661-000.000-111.000	MATERIAL/SUPPLY INVENTORY		184.48			
	661-532.000-740.000	MATERIALS/SUPPLIES		(39.00)			
<hr/>							
JAN 2026 VISA KR							
99201	VISA	01/31/2026	02/25/2026	896.54	896.54	Open	N 01/31/2026
	KATHY ROSLUND JANUARY 2026 VISA ST CDANCER						
	101-257.000-740.000	MATERIALS/SUPPLIES		882.54			
	101-257.000-717.000	OTHER EMPLOYMENT EXPENSE		14.00			
<hr/>							
JAN 2026 VISA DR							
99202	VISA	01/31/2026	02/25/2026	95.38	95.38	Open	N 01/31/2026
	DAVID RINGLE JANUARY 2026 VISA STA CDANCER						
	101-447.000-740.000	MATERIALS/SUPPLIES		95.38			

Inv Num Inv Ref#	Vendor Description GL Distribution	Inv Date Entered By	Due Date	Inv Amt	Amt Due	Status	Jrnalized Post Date
JAN 2026 VISA BB							
99203	VISA BRETT BAUBLITZ JANUARY 2026 VISA S CDANCER	01/31/2026	02/25/2026	566.24	566.24	Open	N 01/31/2026
	588-596.000-922.000	COMMUNICATIONS		295.58			
	588-596.000-922.000	COMMUNICATIONS		47.67			
	588-596.000-801.000	CONTRACT FEES		222.99			
JAN 2026 VISA LT							
99204	VISA LORRIE TAYLOR JANUARY 2026 VISA ST CDANCER	01/31/2026	02/25/2026	245.77	245.77	Open	N 01/31/2026
	510-790.000-740.000	MATERIALS/SUPPLIES		16.42			
	510-790.000-747.000	NEWSPAPERS		229.35			
JAN 2026 VISA SA							
99205	VISA SARA ANDERSON JANUARY 2026 VISA ST CDANCER	01/31/2026	02/25/2026	127.09	127.09	Open	N 01/31/2026
	101-215.000-740.000	MATERIALS/SUPPLIES		73.06			
	101-215.000-801.000	CONTRACT FEES		54.03			
JAN 2026 VISA CR							
99206	VISA CHERI RAYNER JANUARY 2026 VISA STA CDANCER	01/31/2026	02/25/2026	52.99	52.99	Open	N 01/31/2026
	101-270.000-740.000	MATERIALS/SUPPLIES		52.99			
JAN 2026 VISA CD							
99207	VISA CURTIS DANCER JANUARY 2026 VISA ST CDANCER	01/31/2026	02/25/2026	316.87	316.87	Open	N 01/31/2026
	208-751.000-801.000	CONTRACT FEES		160.00			
	101-191.000-715.000	EMPLOYEE TRAINING		131.44			
	101-191.000-740.000	MATERIALS/SUPPLIES		25.43			
JAN 2026 VISA DS							
99208	VISA DOUG SIERAKOWSKI JANUARY 2026 VISA CDANCER	01/31/2026	02/25/2026	199.99	199.99	Open	N 01/31/2026
	103-536.520-740.000	MATERIALS/SUPPLIES		134.99			
	103-536.000-715.000	EMPLOYEE TRAINING		32.50			
	591-536.000-715.000	EMPLOYEE TRAINING		32.50			
JAN 2026 VISA RS							
99209	VISA RODNEY SUTTEN JANUARY 2026 VISA ST CDANCER	01/31/2026	02/25/2026	2,784.74	2,784.74	Open	N 01/31/2026
	588-596.000-740.000	MATERIALS/SUPPLIES		130.12			
	588-596.000-740.000	MATERIALS/SUPPLIES		47.50			
	588-596.000-780.000	MAINTENANCE PARTS		44.49			
	588-596.000-780.000	MAINTENANCE PARTS		26.20			
	588-596.000-740.000	MATERIALS/SUPPLIES		21.12			
	588-596.000-780.000	MAINTENANCE PARTS		28.08			
	588-596.000-780.000	MAINTENANCE PARTS		17.75			

Inv Num Inv Ref#	Vendor Description	Inv Date Entered By	Due Date	Inv Amt	Amt Due	Status	Jrnalized Post Date
	GL Distribution						
	588-596.000-780.000	MAINTENANCE PARTS		114.74			
	588-596.000-740.000	MATERIALS/SUPPLIES		59.98			
	588-596.000-740.000	MATERIALS/SUPPLIES		1,095.00			
	588-596.000-740.000	MATERIALS/SUPPLIES		84.84			
	588-596.000-740.000	MATERIALS/SUPPLIES		88.60			
	588-596.000-780.000	MAINTENANCE PARTS		229.99			
	588-596.000-780.000	MAINTENANCE PARTS		69.99			
	588-596.000-740.000	MATERIALS/SUPPLIES		114.29			
	588-596.000-780.000	MAINTENANCE PARTS		35.48			
	588-596.000-780.000	MAINTENANCE PARTS		501.99			
	588-596.000-740.000	MATERIALS/SUPPLIES		49.89			
	588-596.000-740.000	MATERIALS/SUPPLIES		24.69			
<hr/>							
JAN26 VISA KO							
99330	VISA	01/31/2026	02/25/2026	4,120.21	4,120.21	Open	N
	KENDRA OVERLA JANUARY 2026 VISA ST CDANCER						01/31/2026
	101-301.000-740.000	MATERIALS/SUPPLIES		631.41			
	101-301.000-746.000	TOOLS/EQUIPMENT		2,643.65			
	101-301.000-801.000	CONTRACT FEES		161.19			
	101-301.000-717.000	OTHER EMPLOYMENT EXPENSE		344.00			
	101-301.000-741.000	UNIFORMS/SAFETY EQUIPMENT		339.96			
<hr/>							
5969654							
99338	VITAL RECORDS CONTROL	01/31/2026	02/25/2026	25.00	25.00	Open	N
	JANUARY SHREDDING SERVICES	CDANCER					01/31/2026
	101-301.000-801.000	CONTRACT FEES		25.00			
<hr/>							
7327071							
99247	WATER SOLUTIONS UNLIMITED, INC	02/05/2026	02/25/2026	943.63	943.63	Open	N
	CHEMICALS	CDANCER					02/05/2026
	590-527.000-742.000	CHEMICALS		943.63			
# of Invoices:	134	# Due:	134	Totals:	202,638.24	202,638.24	
# of Credit Memos:	1	# Due:	1	Totals:	(79.36)	(79.36)	
Net of Invoices and Credit Memos:					<u>202,558.88</u>	<u>202,558.88</u>	
* 1 Net Invoices have Credits Totalling:					(48.89)		

Inv Num	Vendor	Inv Date	Due Date	Inv Amt	Amt Due	Status	Jrnalized
Inv Ref#	Description	Entered By					Post Date
	GL Distribution						
--- TOTALS BY FUND ---							
	101 - GENERAL FUND			24,006.85	24,006.85		
	103 - GRATIOT AREA WATER AUTHORIT			1,184.87	1,184.87		
	208 - PARK/RECREATION FUND			1,102.70	1,102.70		
	408 - PARK SYSTEM CONSTRUCTION FU			5,000.00	5,000.00		
	510 - ALMA PUBLIC LIBRARY FUND			26,214.12	26,214.12		
	588 - TRANSPORTATION SYSTEM FUND			5,662.23	5,662.23		
	590 - SEWER FUND			7,511.28	7,511.28		
	591 - WATER FUND			113,705.08	113,705.08		
	596 - RUBBISH COLLECTION FUND			548.84	548.84		
	597 - RURAL URBAN FIRE BOARD FUND			3,473.28	3,473.28		
	661 - MUNICIPAL SERVICES FUND			14,149.63	14,149.63		
--- TOTALS BY DEPT/ACTIVITY ---							
	000.000 - GENERAL			7,158.97	7,158.97		
	101.000 - CITY COMMISSION			105.36	105.36		
	172.000 - CITY MANAGER			124.88	124.88		
	191.000 - FINANCE ADMINISTRATION			3,672.90	3,672.90		
	215.000 - CLERK			169.48	169.48		
	253.000 - INFORMATION TECHNOLOGY			5,284.04	5,284.04		
	257.000 - ASSESSOR			1,047.96	1,047.96		
	262.000 - ELECTIONS			64.70	64.70		
	265.000 - BUILDING/GROUNDS MAINT			1,129.00	1,129.00		
	270.000 - HUMAN RESOURCES			123.60	123.60		
	301.000 - POLICE			11,018.17	11,018.17		
	336.000 - FIRE & RESCUE			3,473.28	3,473.28		
	371.000 - PUBLIC SAFETY/BUILDING			477.18	477.18		
	447.000 - ENGINEERING			303.75	303.75		
	448.000 - STREET LIGHTING			216.92	216.92		
	523.000 - DOWNTOWN MAINTENANCE			26.58	26.58		
	527.000 - SEWAGE DISPOSAL			5,765.54	5,765.54		
	527.520 - SEWAGE DISPOSAL - ADMIN			1,118.25	1,118.25		
	527.552 - MAINTENANCE OF SEWER MA			26.66	26.66		
	527.556 - SEWAGE UTILITY BILLING/			548.83	548.83		
	528.520 - REFUSE DISPOSAL ADMINIS			548.84	548.84		
	532.000 - CENTRAL GARAGE			7,075.42	7,075.42		
	536.000 - POTABLE WATER SYSTEM			81,533.56	81,533.56		
	536.520 - ADMINISTRATION			151.67	151.67		
	536.552 - MAINTENANCE OF WATER MA			32,638.66	32,638.66		
	536.556 - WATER UTILITY BILLING/C			548.83	548.83		
	596.000 - TRANSIT OPERATIONS			5,495.19	5,495.19		
	596.520 - TRANSIT ADMINISTRATION			167.04	167.04		
	702.000 - PLANNING & ZONING			107.44	107.44		

INVOICE REGISTER REPORT FOR CITY OF ALMA
EXP CHECK RUN DATES 02/25/2026 - 02/25/2026
BOTH JOURNALIZED AND UNJOURNALIZED OPEN AND PAID
BANK CODE: 13

Inv Num	Vendor	Inv Date	Due Date	Inv Amt	Amt Due	Status	Jrnlized
Inv Ref#	Description	Entered By					Post Date
	GL Distribution						
--- TOTALS BY DEPT/ACTIVITY ---							
	728.000 - ECONOMIC DEVELOPMENT			119.36	119.36		
	751.000 - RECREATION & CULTURE/PA			1,102.70	1,102.70		
	765.000 - HIGHLAND FESTIVAL & GAM			5,000.00	5,000.00		
	790.000 - LIBRARY			25,613.18	25,613.18		
	790.265 - LIBRARY MAINTENANCE			600.94	600.94		