

CITY COMMISSION



MAY 12, 2026

MEETING AGENDA PACKET

City Commission Meeting Agenda

Mayor Mapes will ask City Commissioners for additions and deletions to the agenda. Commissioners will be given an opportunity to review late arriving supporting materials prior to roll call.

Roll Call

Pledge of Allegiance

Approval of Minutes of the April 28, 2026, [regular meeting](#).

Requested Action

A. Petitions

B. Communications

C. Hearings:

1. Public hearing at 6:00 p.m., or as soon thereafter as the agenda allows, to review the Proposed FY 2027 Annual City Budget and related property tax millage rates. **6:00 p.m.**

(Subject: The Proposed FY 2027 Annual City Budget was presented to the City Commission on April 14, 2026. Pursuant to Section 6.3 of the Alma City Charter, the City Commission is required to hold a public hearing to provide interested individuals an opportunity to provide input in the review process. The Proposed FY 2027 Budget was developed with the assumption of the following property tax millage rates being levied in the upcoming year: General Fund millage of 14.2244; a Transportation millage of .8000; a voted Street millage of 3.500; PA 164 Library millage of .9874; and a DDA millage within the district of 1.9467.)

D. Consent Agenda

E. Requests for Purchase

F. Recommendation on Bids

G. Resolutions:

1. Consideration of a resolution to approve a request for permission from Chasing Fireflies to use a portion of the north/south alley between their storefront at 116 E Superior and 112 E Superior on May 13, 2026, from 4 pm to 7 pm to locate two food vendor trucks in support of their 10 Year Anniversary of being in business in Alma Celebration.

Adopt

(Note: Staff is supportive as this is a once-in-a-lifetime event and for a short period of time.)

2. Consideration of a resolution to adopt an increase in water ready-to-serve and usage rates to become effective July 1, 2026. **Adopt**

(Subject: The water rate unit charge per 1,000 gallons will increase by \$0.30 per 1000 gallons, to \$6.30, and there is no change to the water readiness to serve (RTS) fee.)

3. Consideration of a resolution to adopt an increase in wastewater ready-to-serve rates to become effective July 1, 2026. **Adopt**

(Subject: The wastewater consumption charge would increase by \$0.20 per 1000 gallons used, to \$4.20, and there is no change to the wastewater readiness-to-serve (RTS) fee.)

4. Consideration of a resolution to adopt an increase in the solid waste ready-to-serve rate from \$25.00 per residence to \$26.00 per residence, to become effective with all solid waste bills mailed after July 1, 2026. **Adopt**

(Subject: The solid waste increase reflects an increase in the trash/recycling portion due to an annual 5% increase in the five-year contract with Granger Waste Services and a 5% increase in yard waste services.)

H. Ordinances:

1. Consideration of a resolution to adopt Ordinance No. 852, an ordinance to amend the City of Alma Code of Ordinances at Section 60-36 and City of Alma Zoning Ordinance at Section 60-61, to regulate the requisite front-yard setback for real property that is located in the R-1 Single Family Residential Zoning District.
Adopt

I. Agreements:

1. Consideration of a resolution to renew the Energy Demand Response Renewal Program Agreement with Consumers Energy for a term of 2 years, June 1, 2027 through May 31, 2029, also to authorize the Mayor to sign on behalf of the City.

Approve

(Note: Under this agreement, the City Wastewater Treatment Plant, upon being notified by Consumers Energy, will run the treatment plant on the standby generator for up to 5 events during the summer, up to 3 events during the fall, 5 events in the winter, and up to 3 events in the spring in return for energy costs credits.)

J. Reports of Officers, Boards, Committees:

The City Commission may receive the following reports by one resolution. A City Commissioner may remove any item within this section for individual discussion and vote.

1. Alma Police Department April 2026 Report
2. Alma Transit April 2026 Report
3. April 2026 Building Permits Report
4. Parks Committee April 27, 2026 Draft Meeting Minutes
5. Planning Commission May 4, 2026 Draft Meeting Minutes
6. Gratiot Water Authority May 1, 2026 Draft Meeting
7. City Manager's Report

Receive

K. Appointments

L. Unfinished Business

M. New Business:

1. Consideration of resolution to cancel the special City Commission meeting scheduled for May 19, 2026.

Adopt

(Note: This special meeting was scheduled on April 14, 2026, for additional budget review if necessary and is not needed at this time.)

Appropriations

Commissioner's Comments and Reports

Invitation to Public:

(Subject: Pursuant to Article II of the City Code, individuals requesting to address the City Commission may do so by moving to the podium and being recognized by the Mayor, following which they should state their name and address for the record. Individuals should address their comments to the Mayor. Comments are limited to a maximum of five (5) minutes per person unless the Commission grants further time.)

Adjournment

Mayor Mapes called a regular meeting of the Alma City Commission to order at 6:00 p.m. in the Alma Municipal Building. A quorum of the Commission was present.

Roll Call

Present: Roger Allman, Andrew Bare, Sonia Gibson, Greg Mapes, Michelle Pitts, and Danny Wernick.
Absent: Roxann Harrington.

2026-0097 Motion by Commissioner Allman, seconded by Commissioner Wernick, to approve the agenda, as presented. Motion carried.

**Yes: Allman, Bare, Gibson, Mapes, Pitts, and Wernick.
No: none.
Absent: Harrington.**

Mayor Mapes led those present in a recitation of the Pledge of Allegiance to the United States of America.

Approval of Minutes

2026-0098 Motion by Commissioner Pitts, seconded by Commissioner Bare, to approve minutes of the April 14, 2026, regular meeting, as presented. Motion carried.

**Yes: Allman, Bare, Gibson, Mapes, Pitts, and Wernick.
No: none.
Absent: Harrington.**

Hearings

2026-0099 Motion by Commissioner Allman, seconded by Commissioner Bare, to set a public hearing for Tuesday, May 26, 2026, at 6:00 p.m., or as soon thereafter as the agenda allows, to consider a Special Assessment Roll for unpaid charges for noxious weed cutting, sidewalk replacement, and utility charges for 2025. Motion carried.

**Yes: Allman, Bare, Gibson, Mapes, Pitts, and Wernick.
No: none.
Absent: Harrington.
Resolution declared adopted.**

Requests for Purchase

2026-0100 Motion by Commissioner Pitts, seconded by Commissioner Bare, to adopt a resolution to approve a request for purchase for the Alma Transit parking lot rehabilitation project to Central Asphalt/Fisher Contracting for a total amount of \$105,220.00, also to authorize the City Manager to execute contract documents.

**Yes: Allman, Bare, Gibson, Mapes, Pitts, and Wernick.
No: none.
Absent: Harrington.
Resolution declared adopted.**

Resolutions

2026-0101 Motion by Commissioner Pitts, seconded by Commissioner Wernick, to adopt a resolution to ratify investment of the following city funds:

Investment Date	Maturity Date	Amount	Interest Rate	Bank	Type
4/17/2026	4/17/2027	\$282,769	3.00%	Isabella Bank	CD
4/23/2026	4/30/2028	\$123,000	3.75%	Fifth Third Securities	US Treasury

**Yes: Allman, Bare, Gibson, Mapes, Pitts, and Wernick.
No: none.
Absent: Harrington.
Resolution declared adopted.**

2026-0102 Motion by Commissioner Pitts, seconded by Commissioner Wernick, to adopt a resolution to approve a Discharge of Mortgage for the Housing Rehabilitation Program Loan Agreement between the City of Alma and Fern L. Hendon, 1003 Michigan Avenue, Alma, MI 48801.

Yes: Allman, Bare, Gibson, Mapes, Pitts, and Wernick.
No: none.
Absent: Harrington.
Resolution declared adopted.

Reports

2026-0103 Motion by Commissioner Pitts, seconded by Commissioner Bare, to receive the Finance March 2026 Report. Motion carried.

Yes: Allman, Bare, Gibson, Mapes, Pitts, and Wernick.
No: none.
Absent: Harrington.

2026-0104 Motion by Commissioner Pitts, seconded by Commissioner Bare, to receive the City Managers' Report.

Ripley reviewed his newsletter, asking for feedback on a proposed change of business hours for the municipal building and a proposed move to BS&A Cloud. The group agreed the change of hours would be beneficial and the software change necessary.

Yes: Allman, Bare, Gibson, Mapes, Pitts, and Wernick.
No: none.
Absent: Harrington.

Appointments

2026-0105 Motion by Commissioner Allman, seconded by Commissioner Bare, to adopt a resolution to re-appoint Peter Tacia to the Alma Public Library Board for a five-year term ending June 1, 2031.

Yes: Allman, Bare, Gibson, Mapes, Pitts, and Wernick.
No: none.
Absent: Harrington.
Resolution declared adopted.

New Business

2026-0106 Motion by Commissioner Allman, seconded by Commissioner Bare, to adopt a resolution to cancel the special budget review meeting scheduled for May 5, 2026, as it is not needed.

Yes: Allman, Bare, Gibson, Mapes, Pitts, and Wernick.
No: none.
Absent: Harrington.
Resolution declared adopted.

Appropriations

2026-0107 Motion by Commissioner Allman, seconded by Commissioner Bare, to adopt a resolution approving Warrant No. 26-20 and authorizing the City Treasurer to issue checks in payment of all claims.

Yes: Allman, Bare, Gibson, Mapes, Pitts, and Wernick.
No: none.
Absent: Harrington.
Resolution declared adopted.

Commissioner Comments

Commissioner Allman mentioned a temporary location opening next week for a local business. Commissioner Bare encouraged everyone to see the new GCP play. Mayor Mapes encouraged people to volunteer for the upcoming Highland Festival.

Invitation to Public

Les Rosan spoke to the group about a building he believes to be dangerous.

Adjournment

**Motion by Commissioner Allman, seconded by Commissioner Pitts, to adjourn the meeting at 6:29 p.m.
Motion carried.**

Yes: Allman, Bare, Gibson, Mapes, Pitts, and Wernick.

No: none.

Absent: Harrington.

Sara Anderson, City Clerk, City of Alma

Gregory S. Mapes, Mayor, City of Alma

Date of Approval

DRAFT



City of Alma, Michigan
Budget Resolution
July 1, 2026 through June 30, 2027

WHEREAS, the City Manager has submitted and filed with the City Commission a proposed budget estimating revenue and expenditures for fiscal year 2026 - 2027 on April 14, 2026, as required by Chapter VI, Section 6 of the City Charter and Act 2, Michigan Public Acts of 1968, as amended, and

WHEREAS, the City Commission did give notice of a public hearing to receive citizen comment on the proposed budget on May 12, 2026 at 6:00 p.m., proof of publication is now on file, and which public hearing was duly held pursuant to said notice and in conformity therewith.

NOW, THEREFORE, BE IT RESOLVED, the City Commission, after hearing thereon and consideration thereof, does hereby adopt said budget as presented herein.

BE IT FURTHER RESOLVED, the City Commission does hereby levy a tax of 14.1078 mills for general operating purposes, to be raised by a general ad valorem tax upon owners of real and personal property in the City of Alma, by the authority granted, and in accordance with the Michigan Constitution, the General Property Tax Act 206, Michigan Public Acts of 1893, as amended, and Chapter VII, Section 7 of the City Charter,

BE IT FURTHER RESOLVED, the City Commission does hereby levy a tax of .8000 mills for the operation of a Dial-A-Ride transportation system, to be raised by an ad valorem tax upon owners of real and personal property in the City of Alma, as approved by a vote of the people on May 18, 1976,

BE IT FURTHER RESOLVED, the City Commission does hereby levy a tax of 3.4713 mills to defray the cost of street improvements, to be raised by an ad valorem tax upon owners of real and personal property in the City of Alma, as approved by a vote of the people on November 8, 2022,

BE IT FURTHER RESOLVED, the City Commission does hereby levy a tax of 1.9307 mills on all real and personal taxable property within the approved district, to finance the Alma Downtown Development Authority,

BE IT FURTHER RESOLVED, the City Commission does hereby levy a tax of .9793 mills for operation and administration expenses of the Alma Public Library, to be raised by an ad valorem tax upon owners of real and personal property in the City of Alma,

BE IT FURTHER RESOLVED, General Fund budget for fiscal year 2026 - 2027 is approved with the following revenue sources:

Taxes	\$3,446,000
Licenses/Permits/Fees	\$319,000
Intergovernmental Revenue	\$2,168,000
Internal Service Charges	\$675,000
Fines and Forfeitures	\$17,000
Rents	\$30,000
Investment Earnings	\$190,000
Other Revenue	\$235,000
Total General Fund Revenue	\$7,080,000

BE IT FURTHER RESOLVED, General Fund appropriation budget for fiscal year 2026 - 2027 is approved by function and activity as follows:

Community Development Function:	
Economic Development	\$195,000
Downtown Maintenance	\$113,000
Planning & Zoning	\$50,000
Community Safety Function:	
Police	\$2,590,000
Contribution to Fire Board	\$335,000
Public Safety/Inspection Services	\$160,000
Property Maintenance Function:	
Buildings/Grounds Maintenance	\$175,000
Riverside Cemetery	\$290,000
Transportation Function:	
Sidewalks	\$50,000
Non-Act 51 Public Works	\$15,000
Street Lighting	\$155,000
Recreation and Culture Function:	
Recreation and Culture/Parks	\$712,000
Contribution to Alma Public Library	\$100,000
Executive Administration Function:	
City Commission	\$50,000
City Manager	\$225,000
City Clerk	\$155,000
Information Technology	\$115,000
Elections	\$130,000
Human Resources	\$215,000
Engineering	\$255,000
Fiscal Services Function:	
Finance Administration	\$635,000
Assessing	\$410,000
Total General Fund Expenditures	\$7,080,000

BE IT FURTHER RESOLVED, the City Commission approves additional appropriations for fiscal year 2026 - 2027 by fund:

Major Street Fund	\$1,750,000
Local Street Fund	\$775,000
Street Millage Fund	\$125,000
Recreation Fund	\$75,000
State Street Plaza	\$95,000
Transit Services	\$1,825,000
Wastewater Utility	\$2,125,000
Water Distribution	\$2,600,000
Refuse Collection	\$865,000
Discretely Presented Component Units	
Alma Downtown Development Authority	\$65,000
Alma Public Library	\$1,110,000

BE IT FURTHER RESOLVED, the City Commission hereby approves capital projects to commence in fiscal year 2025 - 2026:

Election Equipment	\$45,000
Patrol Car and Upfit	\$75,000
Sidewalk Replacements	\$40,000
Downtown Street Light Replacements	\$90,000
Parks Upgrades	\$420,000
Major Streets Improvements	\$850,000
Local Streets Improvements	\$125,000
Library AC Unit Replacement	\$160,000
Wastewater SRF Upgrades	\$20,500,000
Cemetery Lawn Mowers	\$15,000
Flat Rack 282 Replacement	\$130,000
12Ft Arctic Snow Pusher	\$25,000
Pickup Truck #30 Replacement	\$60,000
Plow Truck GPS System	\$8,000
V-Plow Replacements (2)	\$20,000

BE IT FURTHER RESOLVED, the City Manager is hereby authorized to make transfers within appropriation functions as established in Michigan Uniform Budgeting and Accounting Act, 1968 Public Act 2, as amended. Transfers between functions may be made by further action of the City Commission.

The foregoing resolution was offered by Commissioner _____ and seconded by Commissioner _____.

Yes:

No:

Absent:

CERTIFICATE

I, Sara Anderson, Clerk of the City of Alma, do hereby certify that the above resolution is a true and exact copy of a resolution adopted at a regular meeting of the Alma City Commission, held on Tuesday, May 26, 2026, at 6:00 p.m.

Sara Anderson, Alma City Clerk

DRAFT



City of Alma

FY 2026-27 Budget Presentation



Prepared By:
Curtis Dancer, Finance Director/Treasurer

<https://myalma.org/finance-and-treasury.php>

City of Alma Funds



Approved by City Commission:

- Fund 101 – General Fund (Department Level)
- Fund 202 – Major Streets Fund
- Fund 203 – Local Streets Fund
- Fund 204 – Street Improvement Millage Fund
- Fund 208 – Parks & Recreation Fund
- Fund 248 – Downtown Development Authority Fund
- Fund 510 – Alma Public Library Fund
- Fund 580 – State Street Plaza Fund
- Fund 588 – Transportation Fund
- Fund 590 – Wastewater Fund
- Fund 591 – Water Distribution Fund
- Fund 596 – Refuse Disposal Fund

Not Approved by City Commission:

- Fund 103 – Gratiot Area Water Authority (Passthrough)
- Fund 106 – Alma Housing Commission (Passthrough)
- Fund 151 – Cemetery Trust Fund
- Fund 152 – Library Endowment Fund
- Fund 408 – Parks and Park Improvement Fund (Passthrough)
- Fund 597 – Rural Urban Fire Board Fund (Approved by separate board)
- Fund 598 – Alma District Rescue Fund (Approved by separate board)
- Fund 661 – Municipal Services/Motor Pool Fund (Passthrough)
- Fund 702 – Public Safety EE Benefit Fund
- Fund 703 – Tax Collection Fund

City of Alma Millages



Local Millage Rates

- General Operating – 14.2244
- Voted Street millage – 3.5000
- Transportation – 0.8000
- DDA – 1.9467
- Library Operating – 0.9874

General Fund Revenue

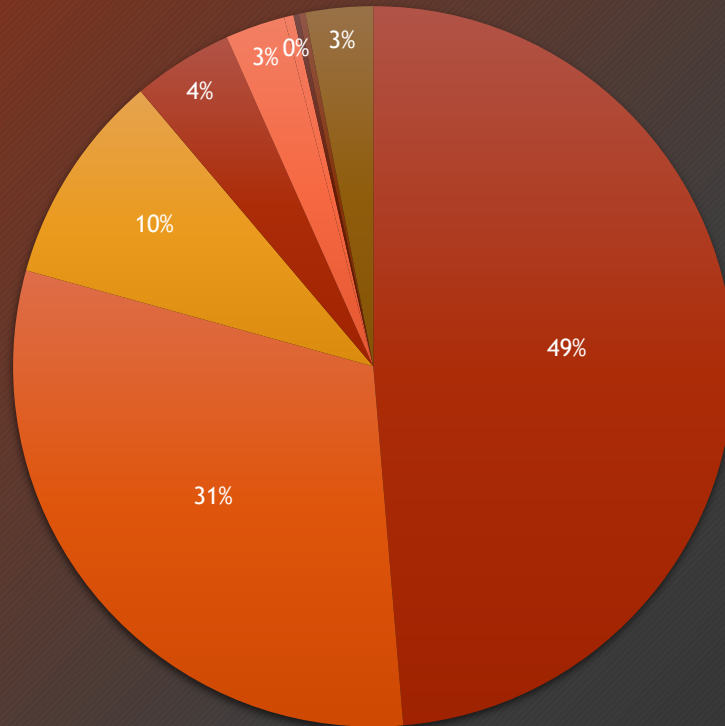


- Taxes
- Intergovernmental Revenue
- Licenses and Permits
- Investment Income
- Rents
- Fines and Forfeitures
- Other Financing Sources
- Other Revenue
- Internal Service Fees

Total Projected General Fund Revenue



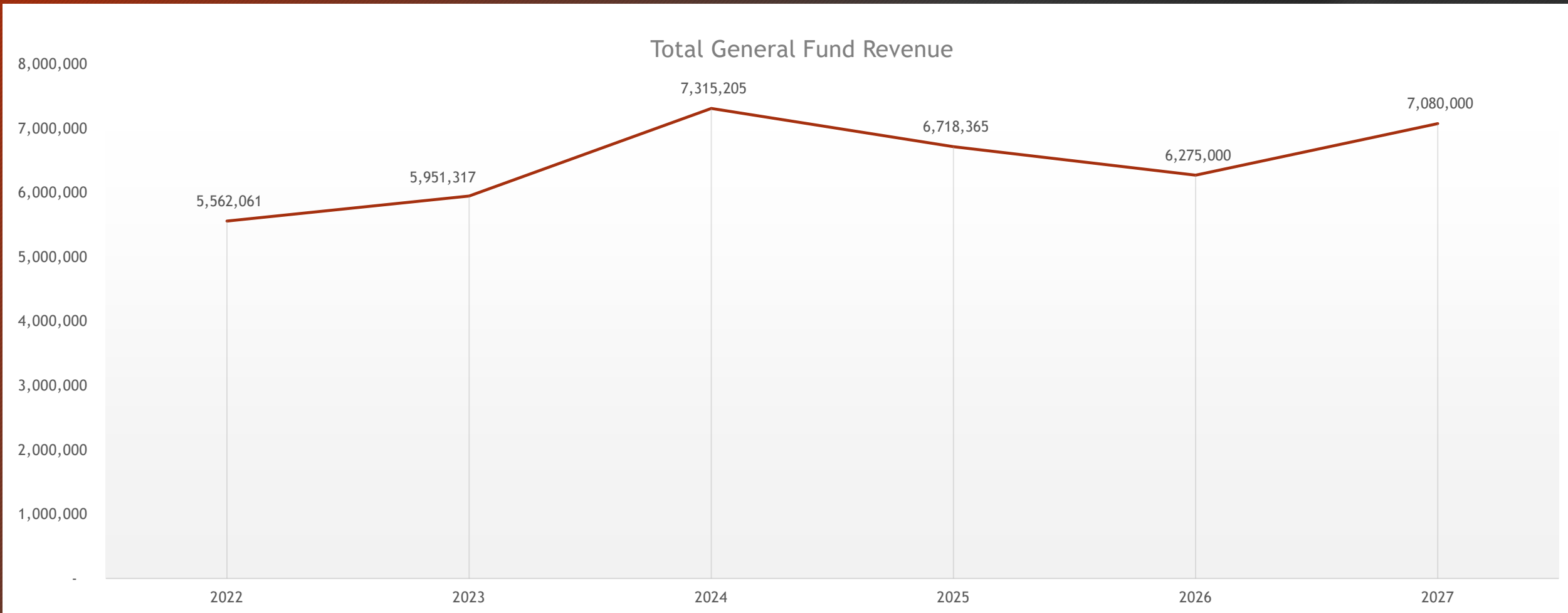
General Fund Revenue Categories as a % of Total Revenue



Taxes	\$3,446,000
Intergovernmental Revenue	\$2,168,000
Internal Service Charges	\$675,000
Licenses and Permits	\$319,000
Investment Income	\$190,000
Rents	\$30,000
Fines and Forfeitures	\$17,000
Other Financing Sources	\$20,500
Other Revenue	<u>\$214,500</u>
Total General Fund Revenue	\$7,080,000

- Taxes
- Intergovernmental Revenue
- Internal Service Charges
- Licenses and Permits
- Investment Income
- Rents
- Fines and Forfeitures
- Other Financing Sources
- Other Revenue

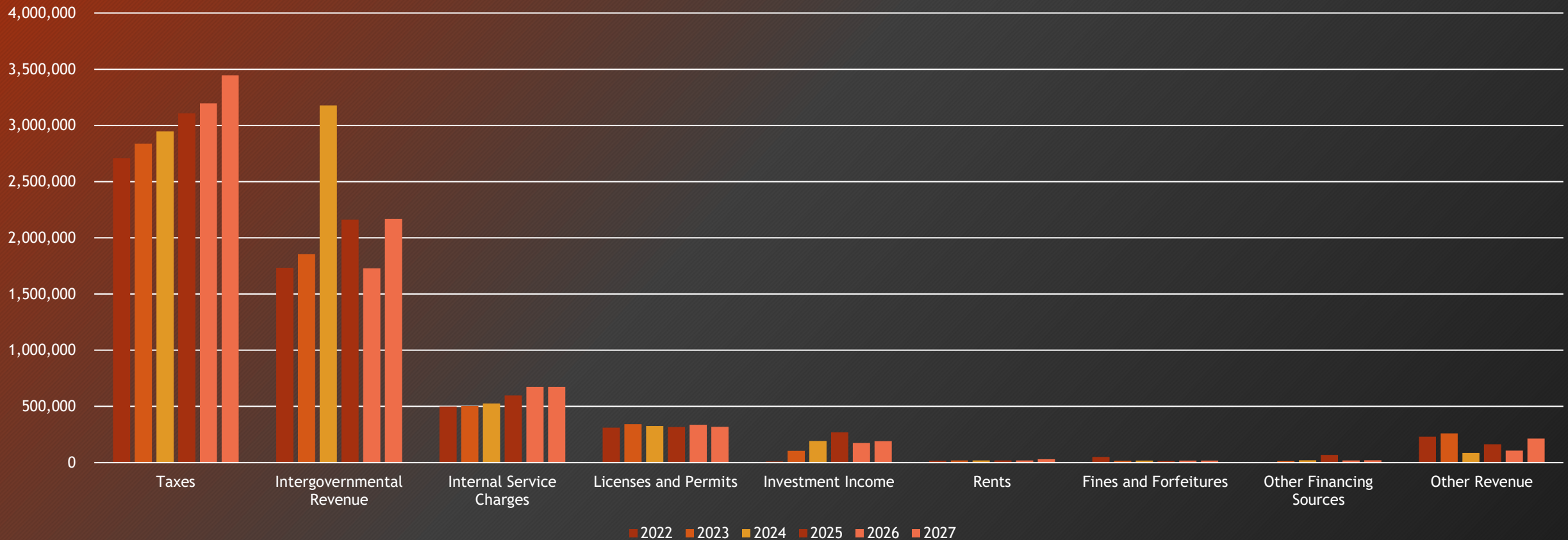
General Fund Revenue Trends



General Fund Revenue Trends



Revenue Trends by Category



General Fund Revenue Trends



- General Fund Revenue has increased 43% over the past ten years, an average of 4.3% annually, with spikes in recent years.
- Property Tax Revenue, on average, has increased 2.98% over the past 10 years.
- We anticipate seeing a decrease in revenues from intergovernmental revenue and interest revenue as the State has indicated through budget discussions that revenue sharing is expected to decrease and grants are going to become less available. In addition, we continue to see a fall in interest rates from their peak in FY's 2024 and 2025.
- Finding ways to increasing the tax base, whether through business or housing development, continues to be the most sustainable model for future revenue growth.

General Fund Departments



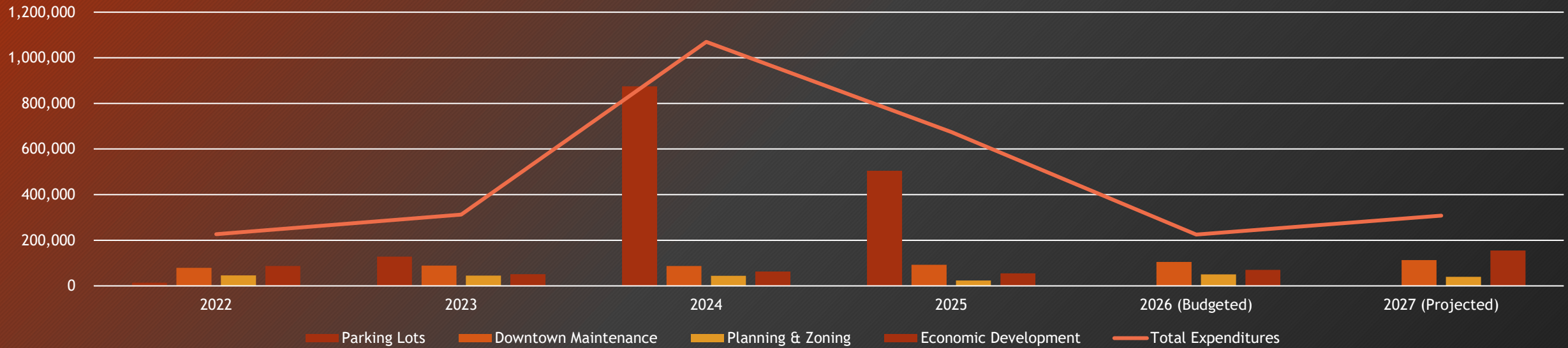
- **Community Development**
- **Community Safety**
- **Executive Administration**
- **Fiscal Services**
- **Property Maintenance**
- **Recreation and Culture**
- **Transportation**



Community Development



Community Development

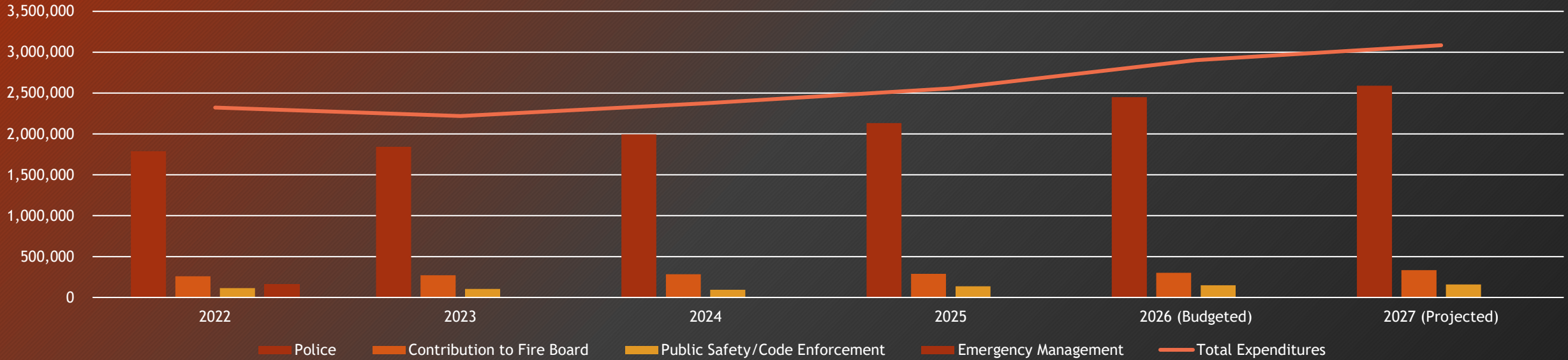


Community Development	<u>2022</u>	<u>2023</u>	<u>2024</u>	<u>2025</u>	<u>2026 (Budgeted)</u>	<u>2027 (Projected)</u>
Parking Lots	13,893	128,107	875,321	504,803	0	0
Downtown Maintenance	79,312	88,716	87,542	92,179	105,000	113,000
Planning & Zoning	45,897	44,879	44,272	23,289	50,000	40,000
Economic Development	<u>87,225</u>	<u>51,020</u>	<u>62,701</u>	<u>54,531</u>	<u>70,000</u>	<u>155,000</u>
Total Expenditures	226,327	312,722	1,069,836	674,802	225,000	308,000

Community Safety



Community Safety

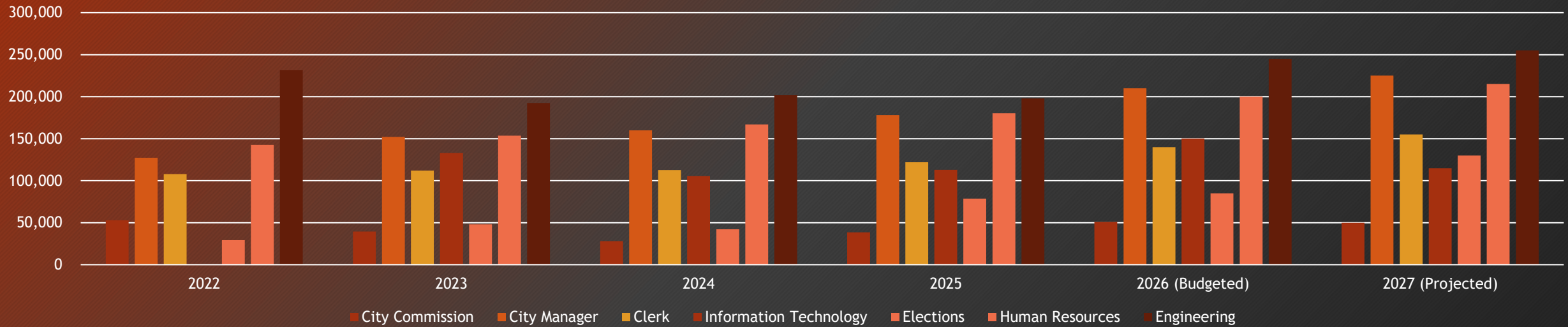


Community Safety	2022	2023	2024	2025	2026 (Budgeted)	2027 (Projected)
Police	1,788,756	1,843,772	1,994,521	2,132,025	2,450,000	2,590,000
Contribution to Fire Board	258,000	270,826	284,853	287,868	302,000	335,000
Public Safety/Code Enforcement	114,058	104,799	95,214	137,147	150,000	160,000
Emergency Management	162,067	0	0	0	0	0
Total Expenditures	2,322,881	2,219,397	2,374,588	2,557,040	2,902,000	3,085,000

Executive Administration



Executive Administration

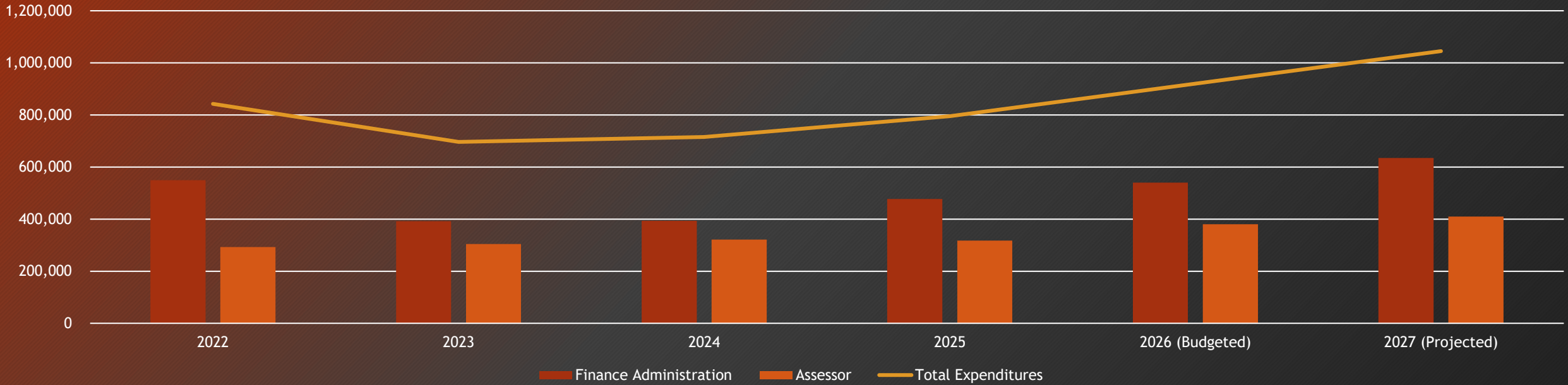


Executive Administration	2022	2023	2024	2025	2026 (Budgeted)	2027 (Projected)
City Commission	52,812	39,414	28,054	38,566	51,000	50,000
City Manager	127,312	152,097	159,921	178,075	210,000	225,000
Clerk	107,896	111,998	112,598	121,891	140,000	155,000
Information Technology	0	132,864	105,286	112,893	150,150	115,000
Elections	29,368	47,959	42,177	78,721	85,000	130,000
Human Resources	142,718	153,456	166,949	180,304	200,000	215,000
Engineering	<u>231,345</u>	<u>192,475</u>	<u>201,812</u>	<u>197,953</u>	<u>245,000</u>	<u>255,000</u>
Total Expenditures	691,451	830,263	816,797	908,403	1,081,150	1,145,000

Fiscal Services

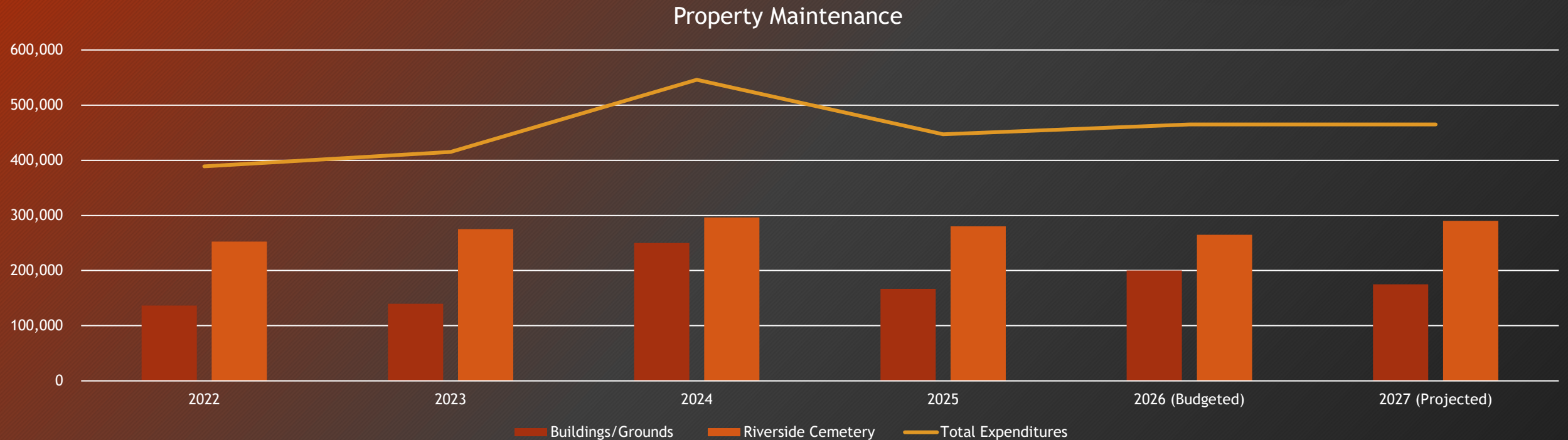


Fiscal Services



Fiscal Services	<u>2022</u>	<u>2023</u>	<u>2024</u>	<u>2025</u>	<u>2026 (Budgeted)</u>	<u>2027 (Projected)</u>
Finance Administration	549,620	391,772	393,719	477,582	540,000	635,000
Assessor	292,883	304,655	321,727	317,588	380,000	410,000
Total Expenditures	842,503	696,427	715,446	795,170	920,000	1,045,000

Property Maintenance

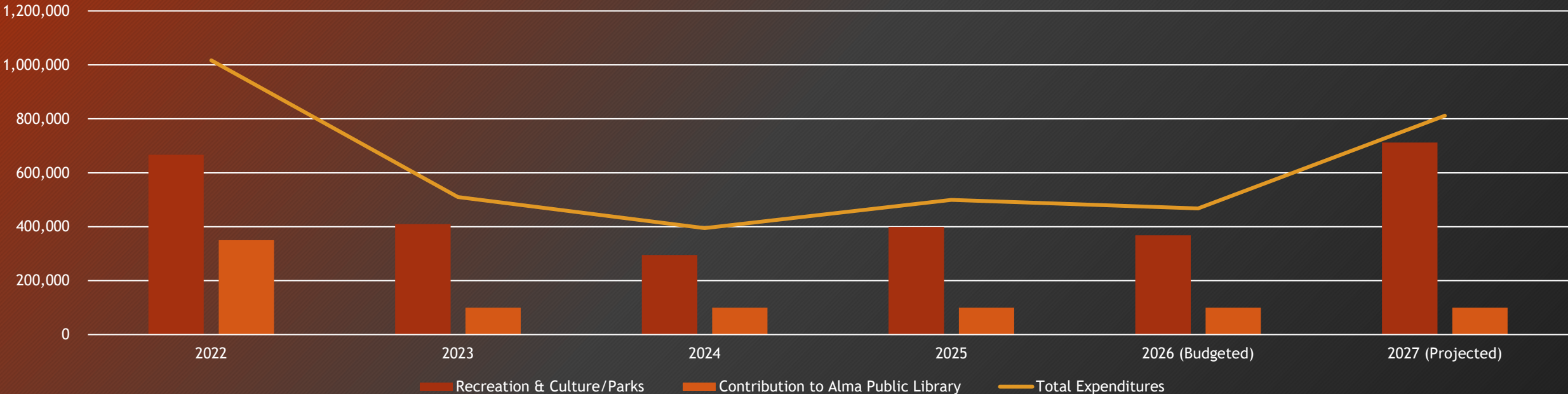


Property Maintenance	<u>2022</u>	<u>2023</u>	<u>2024</u>	<u>2025</u>	<u>2026 (Budgeted)</u>	<u>2027 (Projected)</u>
Buildings/Grounds	136,551	139,962	249,839	166,893	200,000	175,000
Riverside Cemetery	<u>252,408</u>	<u>275,144</u>	<u>296,158</u>	<u>280,329</u>	<u>265,000</u>	<u>290,000</u>
Total Expenditures	388,959	415,106	545,997	447,222	465,000	465,000

Recreation and Culture



Recreation & Culture/Parks

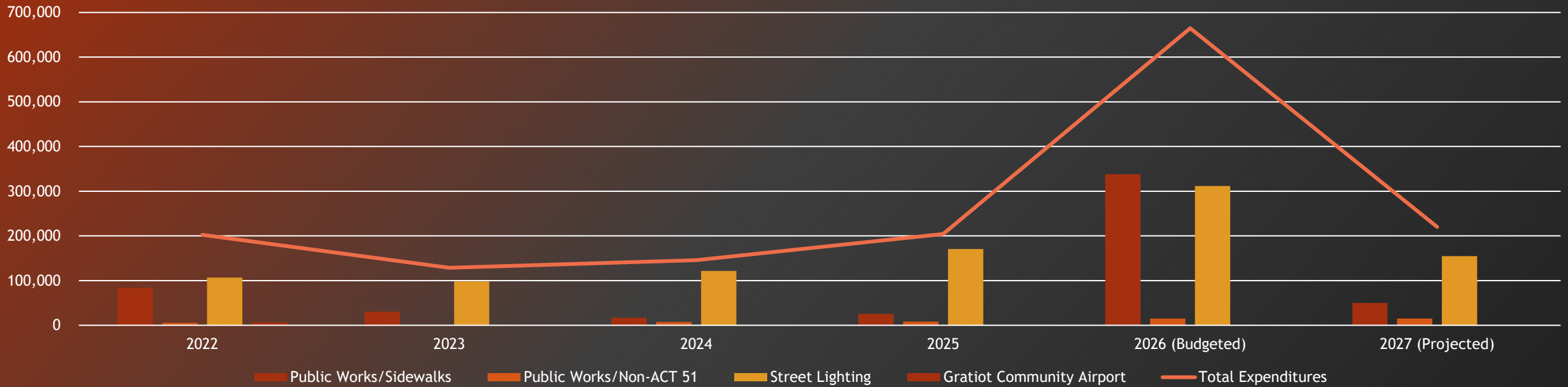


	<u>2022</u>	<u>2023</u>	<u>2024</u>	<u>2025</u>	<u>2026 (Budgeted)</u>	<u>2027 (Projected)</u>
Recreation & Culture/Parks	666,978	409,795	294,794	399,408	368,200	712,000
Contribution to Alma Public Library	<u>350,000</u>	<u>100,000</u>	<u>100,000</u>	<u>100,000</u>	<u>100,000</u>	<u>100,000</u>
Total Expenditures	1,016,978	509,795	394,794	499,408	468,200	812,000

Transportation



Transportation



Transportation	2022	2023	2024	2025	2026 (Budgeted)	2027 (Projected)
Public Works/Sidewalks	83,430	30,487	16,814	25,675	338,000	50,000
Public Works/Non-ACT 51	5,785	262	7,339	8,083	15,000	15,000
Street Lighting	106,489	97,908	121,614	170,446	311,800	155,000
Gratiot Community Airport	6,500	0	0	0	0	0
Total Expenditures	202,204	128,657	145,767	204,204	664,800	220,000



General Fund Capital Projects Summary

• Election Equipment	\$45,000
• Patrol Vehicle and Upfit	\$75,000
• Sidewalk Replacement Program	\$40,000
• Street Light Replacements	\$90,000
• Riverside Park Overlook (Partial Grant Funded)	\$360,000
• Additional Parks Capital Improvements	<u>\$60,000</u>
• Total Capital Projects Cost	\$670,000

Total General Fund Budget

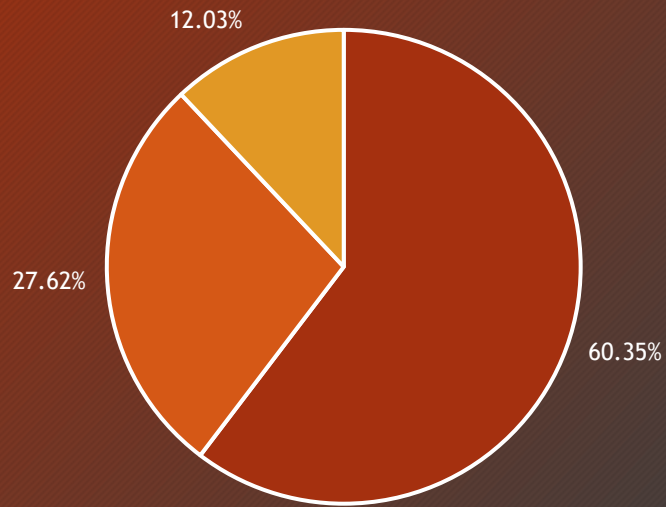


Fund 101 - General Fund	2027 (Budgeted)
Revenue	\$7,080,000
Fund 101 - General Fund	2027 (Budgeted)
Personnel	\$4,550,950
Non-Personnel (Operating)	\$1,859,050
Capital Outlay	<u>\$670,000</u>
Total Expenditures	\$7,080,000
Required Reserves (Fund Balance)	\$0



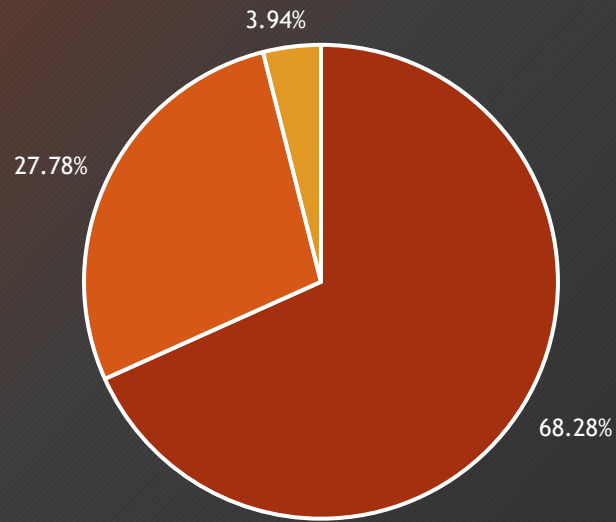
Expenditures Breakdown by Type

General Fund Expenditures by Type:
2025



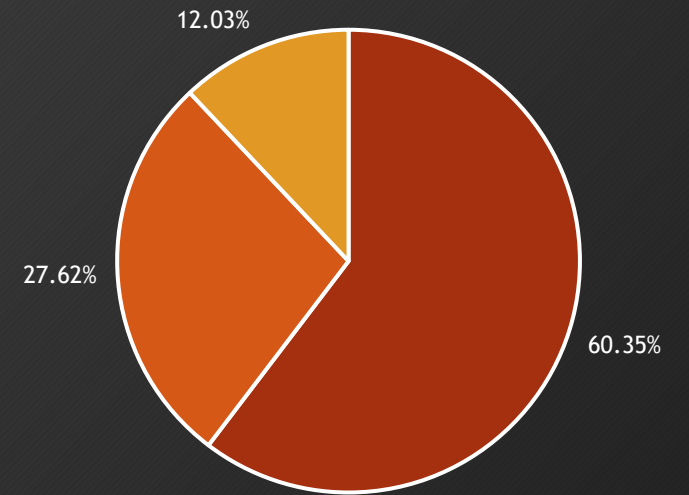
Personnel Operating Capital Outlay

General Fund Expenditures by Type:
2026



Personnel Operating Capital Outlay

General Fund Expenditures by Type:
2027



Personnel Operating Capital Outlay

Other Governmental Funds



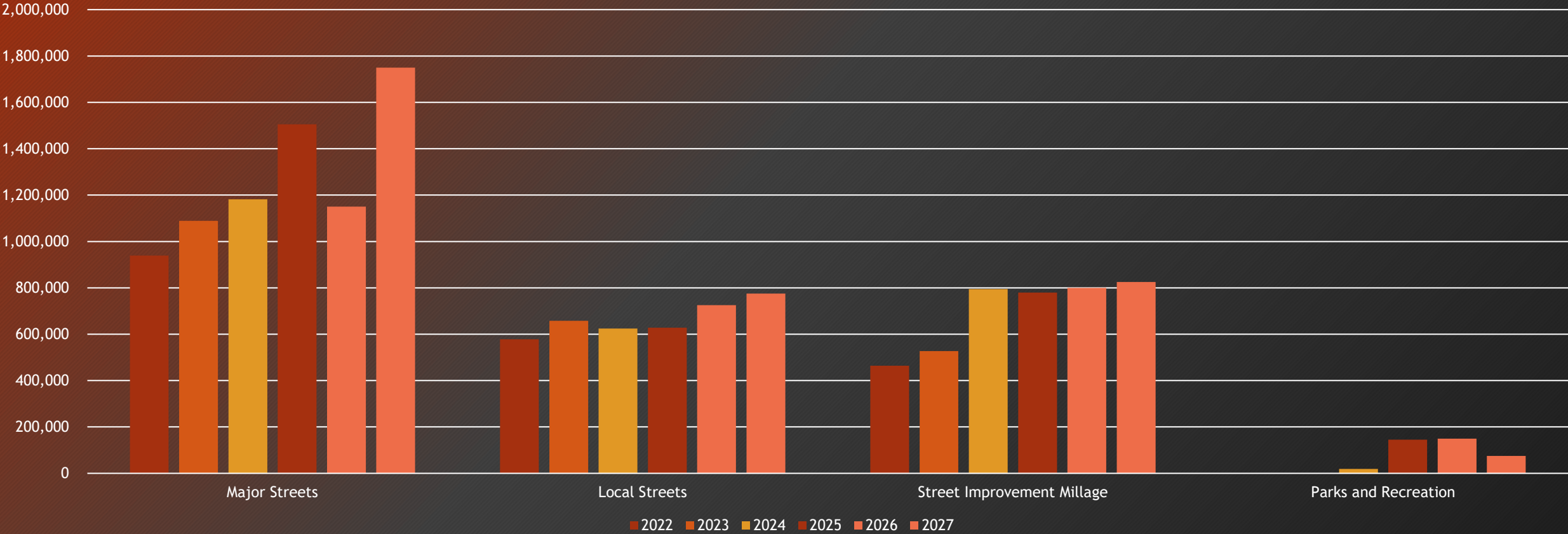
- **Fund 202 – Major Streets**
- **Fund 203 – Local Streets**
- **Fund 204 – Street Improvement Millage**
- **Fund 208 – Parks and Recreation**



Revenue Trends – Other Governmental Funds



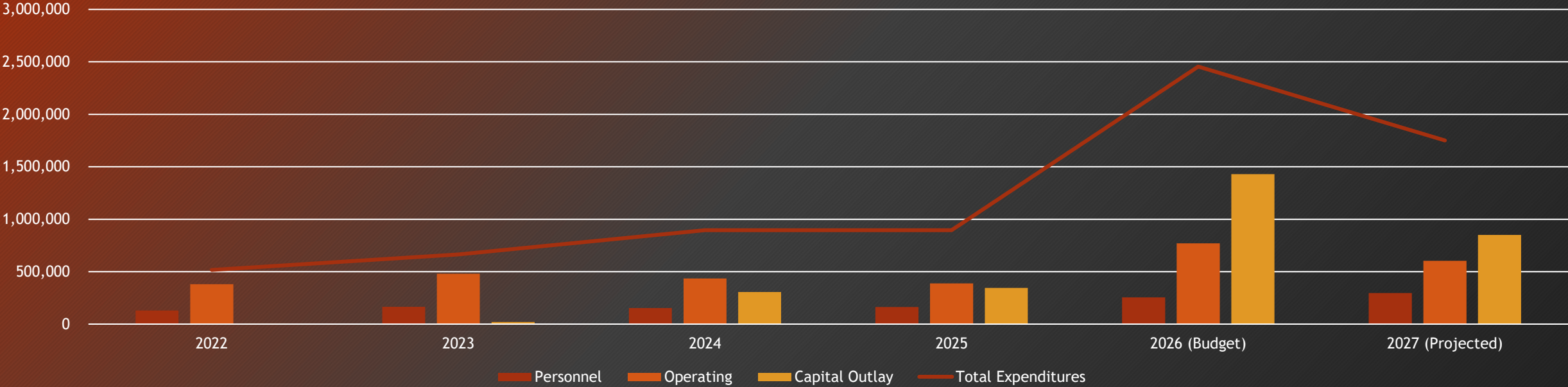
Revenue Trends - Other Governmental Funds



Major Streets



Major Streets

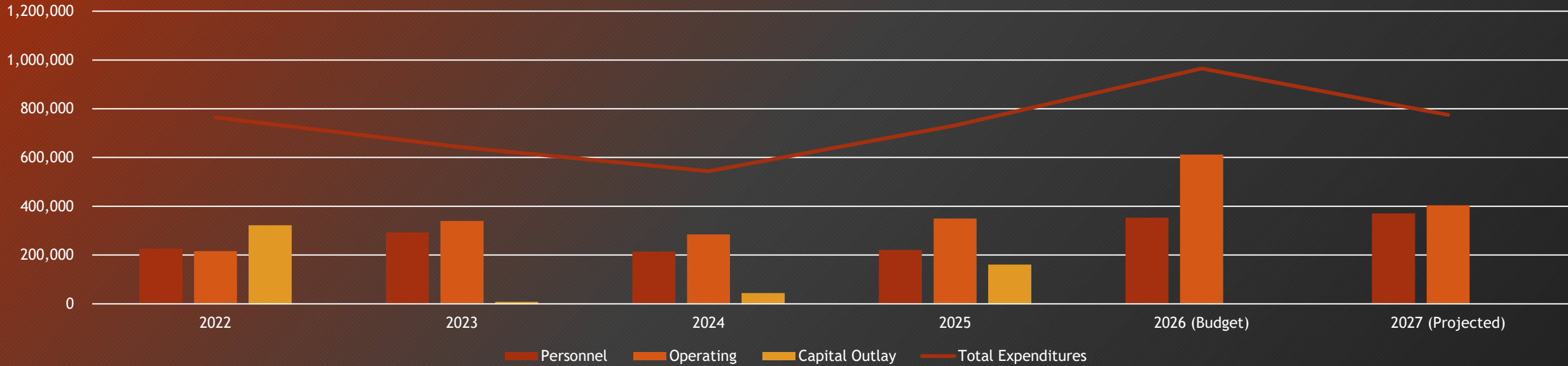


202- Major Streets	2022	2023	2024	2025	2026 (Budget)	2027 (Projected)
Personnel	129,266	164,627	153,545	162,705	255,000	297,000
Operating	380,241	479,515	435,923	387,314	770,000	603,000
Capital Outlay	6,749	20,596	306,159	345,608	1,430,000.00	850,000.00
Total Expenditures	516,256	664,738	895,627	895,627	2,455,000	1,750,000

Local Streets



Local Street

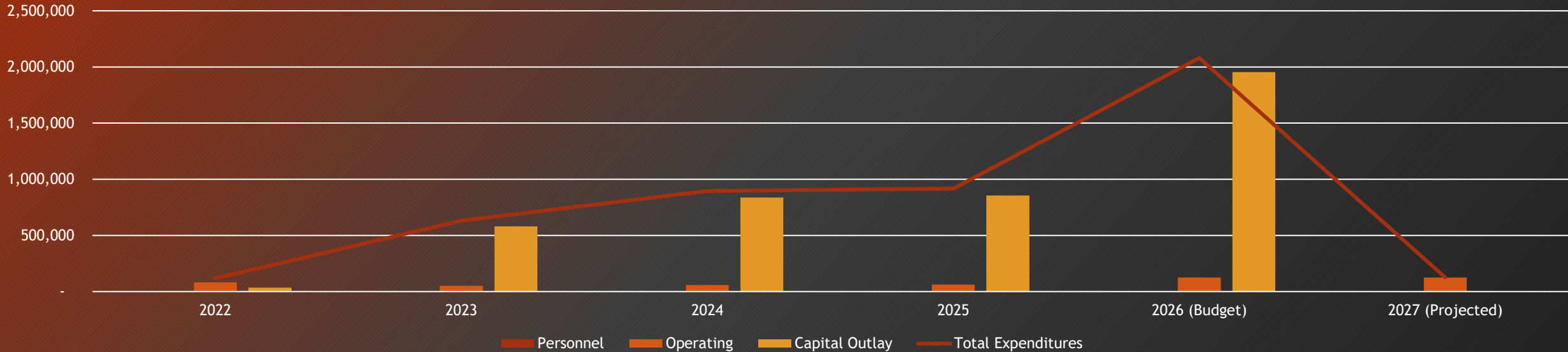


203- Local Streets	<u>2022</u>	<u>2023</u>	<u>2024</u>	<u>2025</u>	<u>2026 (Budget)</u>	<u>2027 (Projected)</u>
Personnel	226,116	293,274	214,899	221,094	353,000	371,000
Operating	216,546	340,048	285,049	349,619	612,000	404,000
Capital Outlay	<u>322,038</u>	<u>8,621</u>	<u>44,086</u>	<u>160,926.00</u>	-	-
Total Expenditures	764,700	641,943	544,034	731,639	965,000	775,000

Street Improvement Millage



Street Improvement Millage

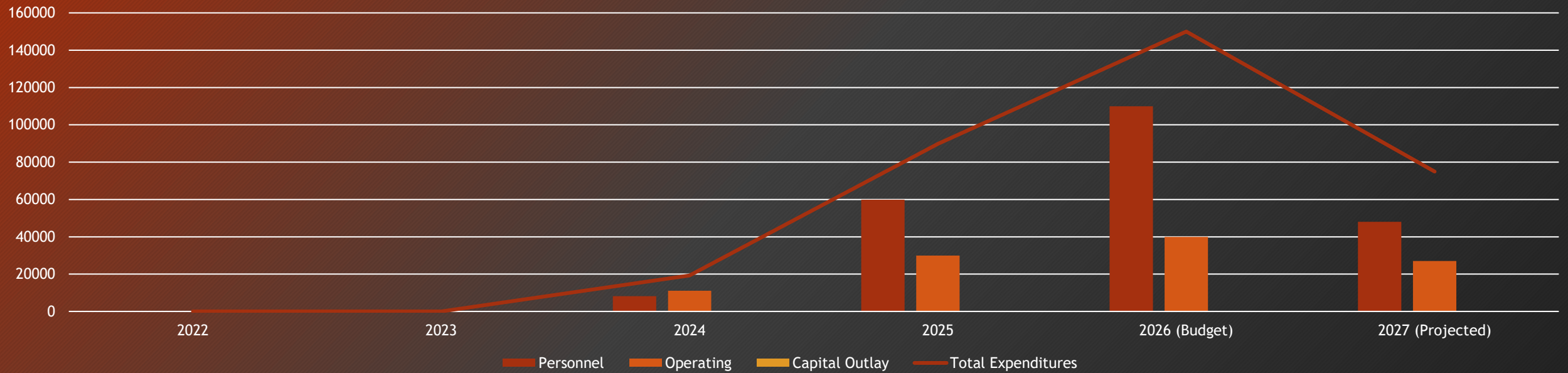


204- Street Improvement Millage	2022	2023	2024	2025	2026 (Budget)	2027 (Projected)
Personnel	-	-	-	-	-	-
Operating	82,545	51,519	57,807	61,429	125,000	125,000
Capital Outlay	34,760	580,658	837,424	855,282	1,955,000.00	-
Total Expenditures	117,305	632,177	895,231	916,711	2,080,000	125,000

Parks and Recreation



Parks and Recreation




208 - Parks and Recreation	<u>2022</u>	<u>2023</u>	<u>2024</u>	<u>2025</u>	<u>2026 (Budget)</u>	<u>2027 (Projected)</u>
Personnel			8,183	59,874	110,000	48,000
Operating	-	-	11,041	29,982	40,000	27,000
Capital Outlay	-	-	-	-	-	-
Total Expenditures	-	-	19,224	89,856	150,000	75,000

Component Units



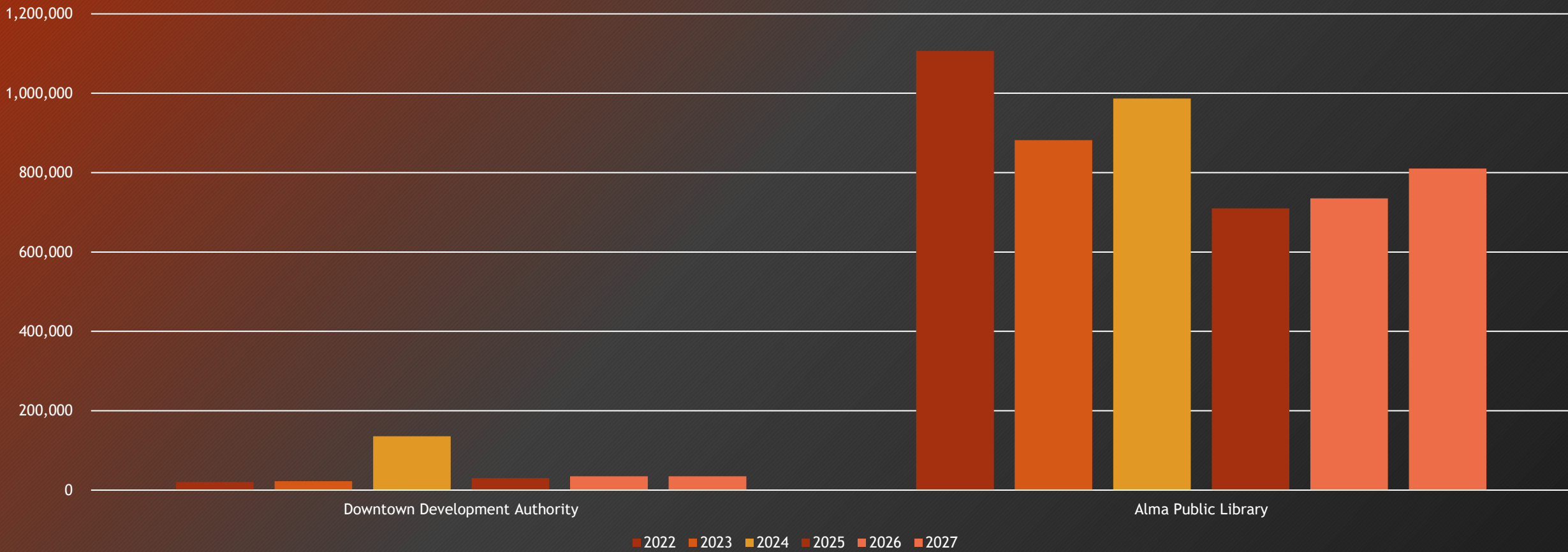
- Fund 248 – Downtown Development Authority (DDA)
- Fund 510 – Alma Public Library



Revenue Trends – Component Units



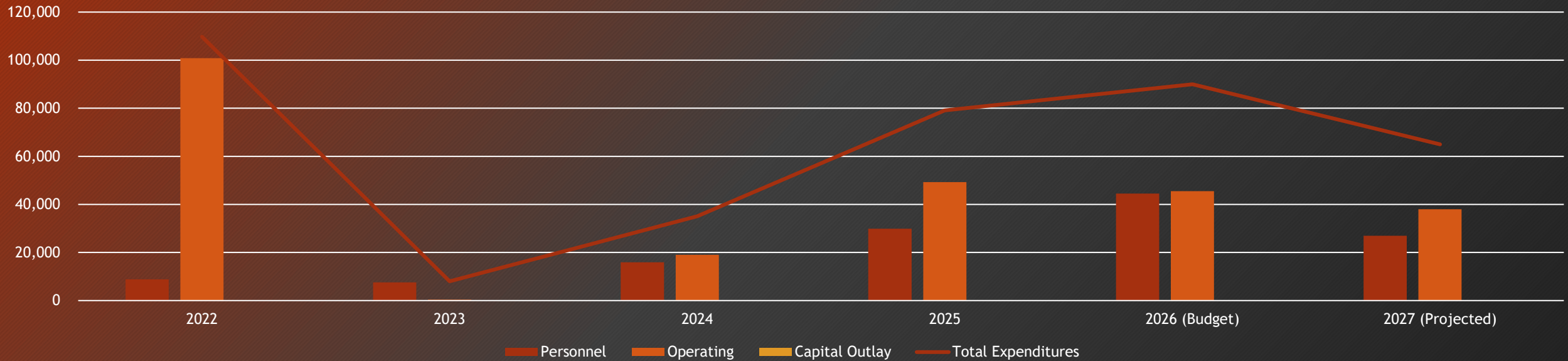
Revenue Trends - Component Units



Downtown Development Authority (DDA)



Downtown Development Authority

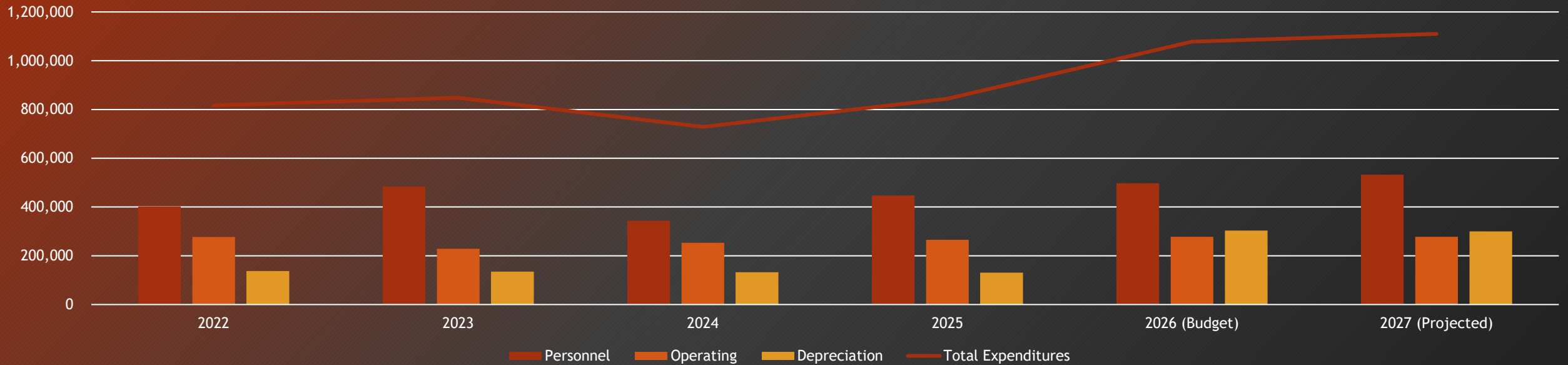


248 - DDA	<u>2022</u>	<u>2023</u>	<u>2024</u>	<u>2025</u>	<u>2026 (Budget)</u>	<u>2027 (Projected)</u>
Personnel	8,867	7,607	15,969	29,893	44,500	27,000
Operating	100,877	411	19,061	49,244	45,500	38,000
Capital Outlay	-	-	-	-	-	-
Total Expenditures	109,744	8,018	35,030	79,137	90,000	65,000

Alma Public Library



Alma Public Library



510 - Alma Public Library	<u>2022</u>	<u>2023</u>	<u>2024</u>	<u>2025</u>	<u>2026 (Budget)</u>	<u>2027 (Projected)</u>
Personnel	402,056	483,984	343,602	446,959	497,500	532,250
Operating	277,209	228,741	253,014	265,777	277,500	277,750
Depreciation	<u>137,437</u>	<u>135,343</u>	<u>132,128</u>	<u>130,985</u>	<u>303,500</u>	<u>300,000</u>
Total Expenditures	816,702	848,068	728,744	843,721	1,078,500	1,110,000

Enterprise Funds



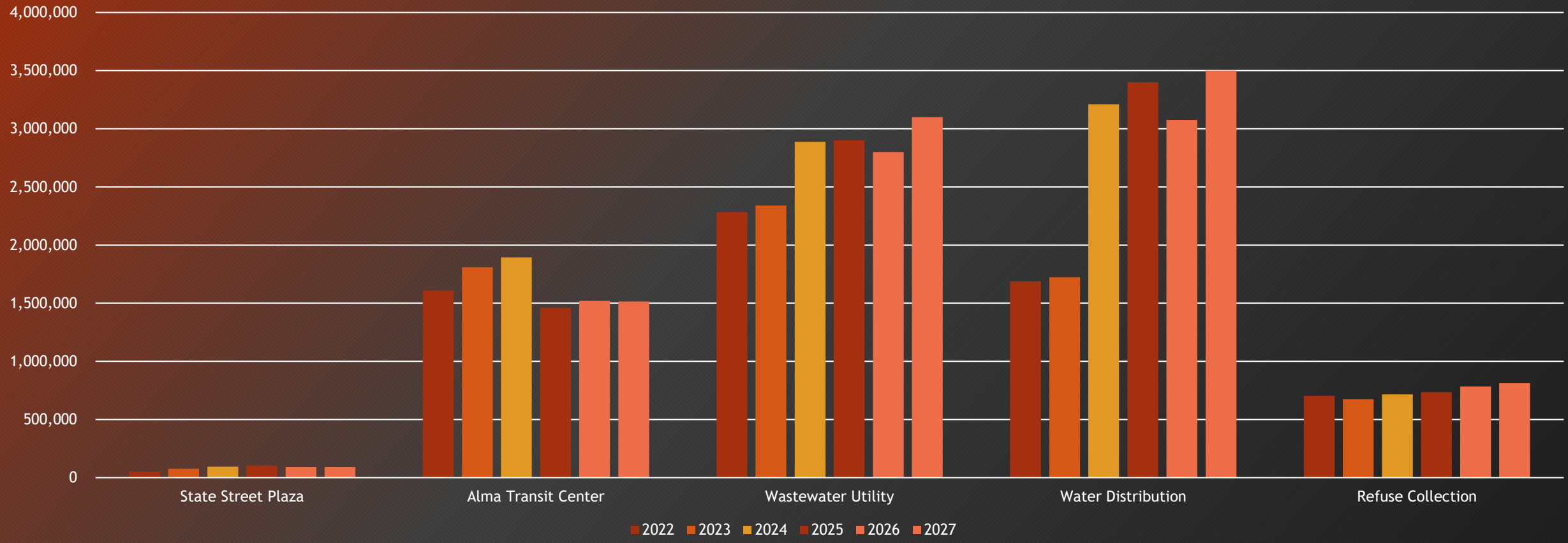
- Fund 580 – State Street Plaza
- Fund 588 – Alma Transit Center
- Fund 590 – Wastewater
- Fund 591 – Water Distribution
- Fund 596 – Refuse Collection



Revenue Trends – Enterprise Funds



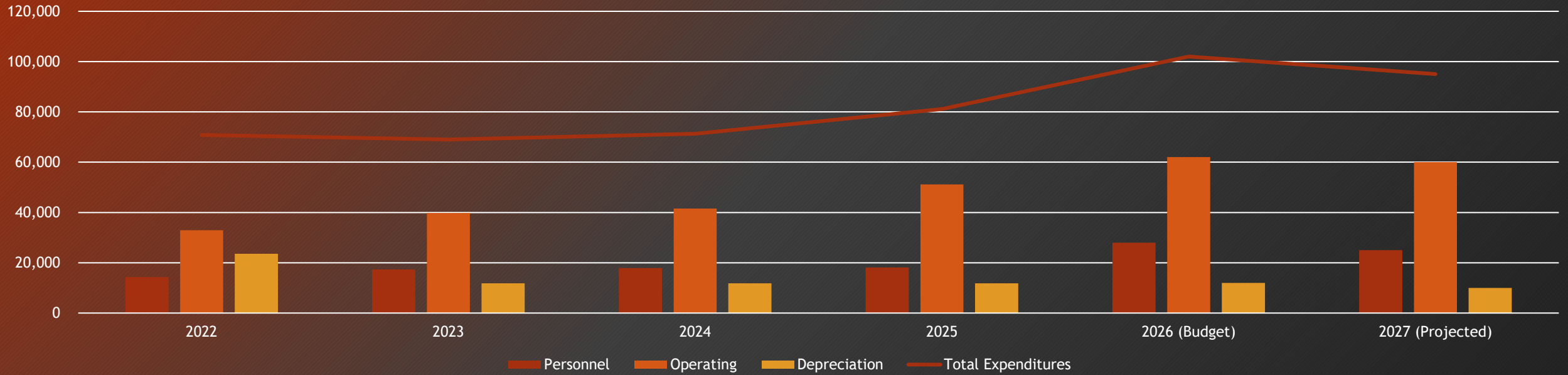
Revenue Trends - Enterprise Funds



State Street Plaza



State Street Plaza

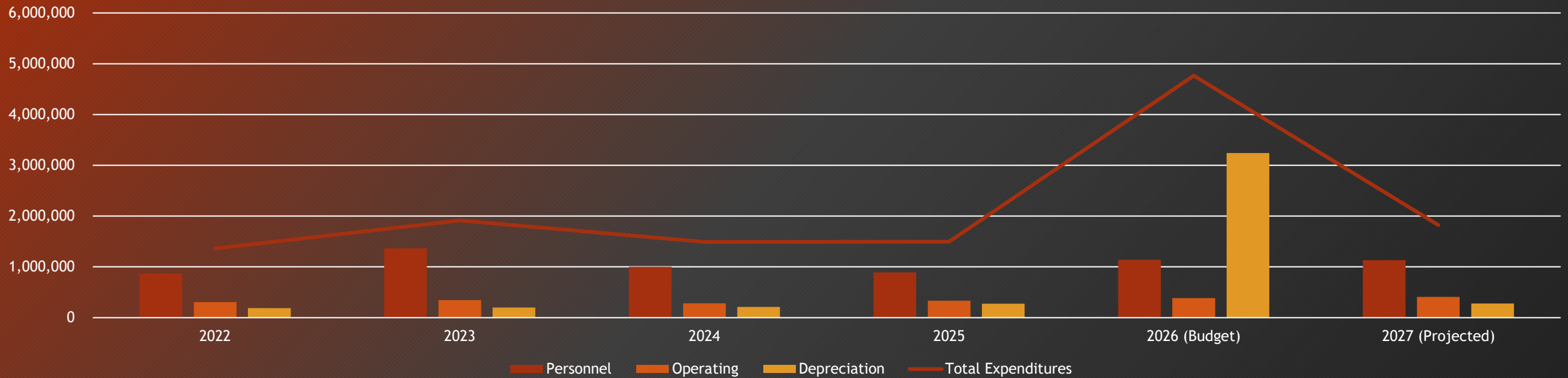


580 - State Street Plaza	2022	2023	2024	2025	2026 (Budget)	2027 (Projected)
Personnel	14,294	17,381	17,878	18,158	28,000	25,000
Operating	32,925	39,823	41,597	51,172	62,000	60,000
Depreciation	23,575	11,805	11,806	11,805	12,000	10,000
Total Expenditures	70,794	69,009	71,281	81,135	102,000	95,000

Transportation



Alma Transit Center

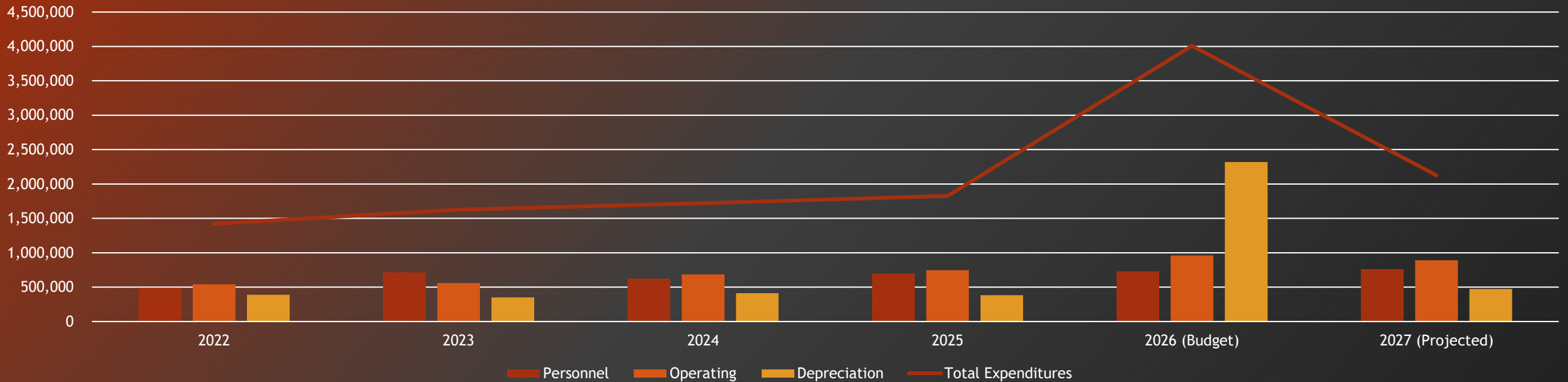


588 - Alma Transit Center	<u>2022</u>	<u>2023</u>	<u>2024</u>	<u>2025</u>	<u>2026 (Budget)</u>	<u>2027 (Projected)</u>
Personnel	868,753	1,365,518	999,890	889,624	1,140,000	1,134,000
Operating	307,172	347,648	282,521	334,530	385,000	411,000
Depreciation	<u>186,313</u>	<u>201,842</u>	<u>211,086</u>	<u>273,130</u>	<u>3,240,900</u>	<u>280,000</u>
Total Expenditures	1,362,238	1,915,008	1,493,497	1,497,284	4,765,900	1,825,000

Wastewater



Wastewater Utility

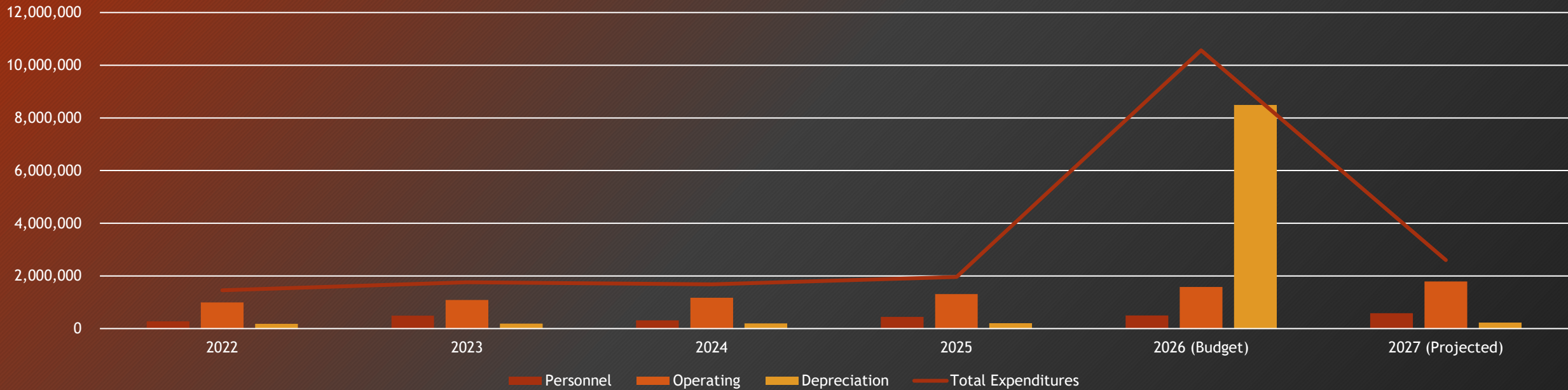


590 - Wastewater Utility	2022	2023	2024	2025	2026 (Budget)	2027 (Projected)
Personnel	489,607	715,785	623,039	697,794	730,000	760,500
Operating	542,277	559,288	685,616	745,382	960,000	889,500
Depreciation	389,297	352,100	412,331	382,728	2,319,000	475,000
Total Expenditures	1,421,181	1,627,173	1,720,986	1,825,904	4,009,000	2,125,000

Water Distribution



Water Distribution

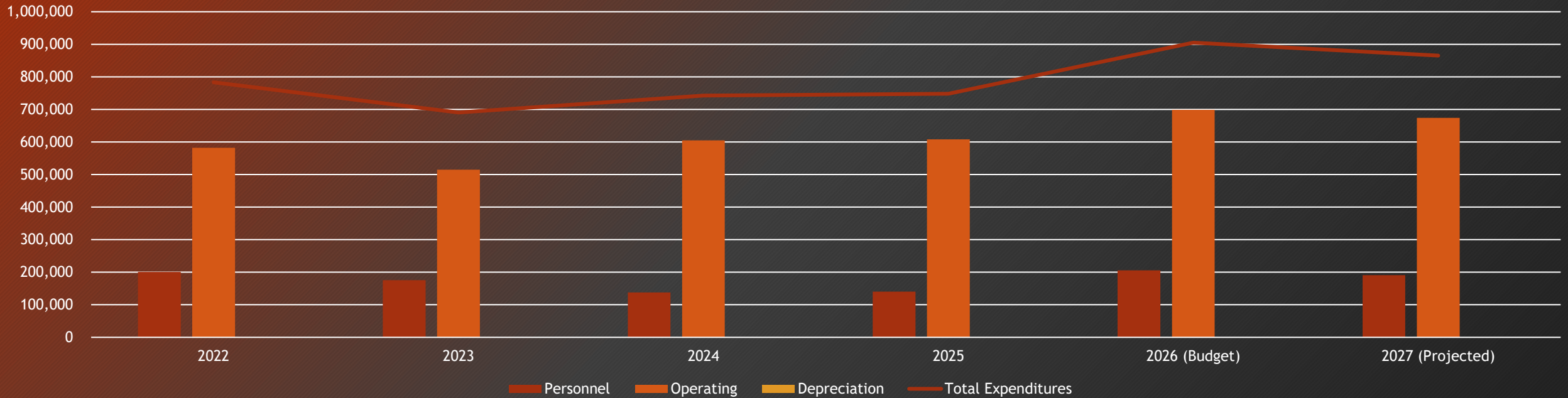


591 - Water Distribution	<u>2022</u>	<u>2023</u>	<u>2024</u>	<u>2025</u>	<u>2026 (Budget)</u>	<u>2027 (Projected)</u>
Personnel	274,660	488,039	314,438	442,297	496,000	583,000
Operating	994,992	1,084,797	1,169,707	1,314,183	1,578,000	1,792,000
Depreciation	<u>185,617</u>	<u>188,413</u>	<u>195,654</u>	<u>201,659</u>	<u>8,491,400</u>	<u>225,000</u>
Total Expenditures	1,455,269	1,761,249	1,679,799	1,958,139	10,565,400	2,600,000

Refuse Collection



Refuse Collection



596 - Refuse Collection	2022	2023	2024	2025	2026 (Budget)	2027 (Projected)
Personnel	201,041	175,326	137,941	140,457	206,000	191,000
Operating	581,800	515,143	604,679	607,736	699,000	674,000
Depreciation	238	-	-	-	-	-
Total Expenditures	783,079	690,469	742,620	748,193	905,000	865,000

Internal Service Funds



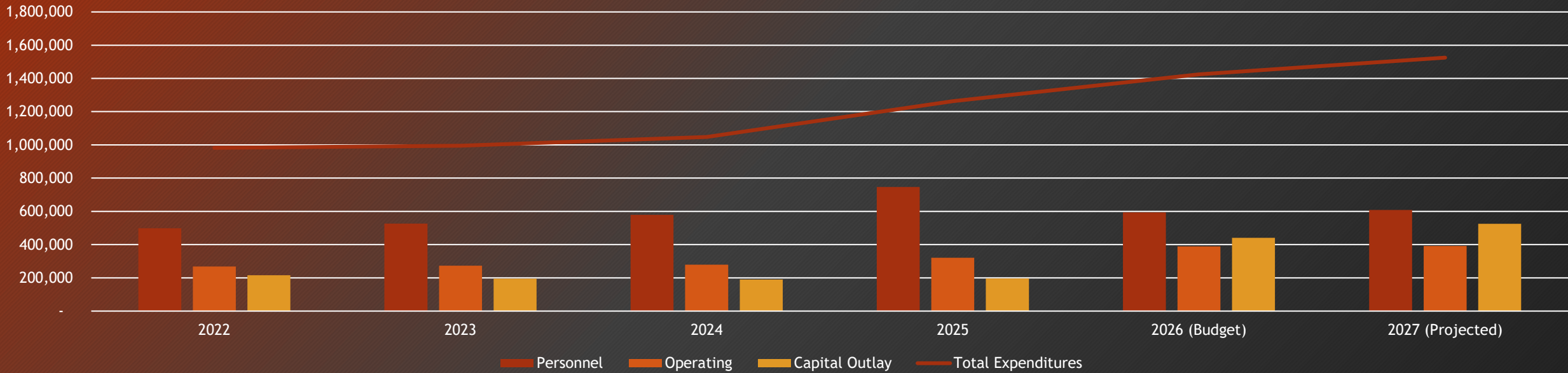
- **Fund 661 – Public Works (Motor Pool)**



Internal Service Funds



Public Works



661 - Public Works	<u>2022</u>	<u>2023</u>	<u>2024</u>	<u>2025</u>	<u>2026 (Budget)</u>	<u>2027 (Projected)</u>
Personnel	498,347	526,205	579,634	746,556	594,000	608,500
Operating	267,891	273,656	278,890	320,317	390,000	391,500
Capital Outlay	216,132	194,845	189,588	196,181	441,000	525,000
Total Expenditures	982,370	994,706	1,048,112	1,263,054	1,425,000	1,525,000

Ten Burning Questions for the Budget



Ten Burning Questions for the Budget

1. General Fund Revenue More Volatile Than Ever



- Statutory Revenue Sharing and State Funding/Grants continues to be extremely volatile with a bleak near term outlook.
- Veteran's Exemptions are creating holes in the budget, with other local tax cuts being discussed at the State level.
- Other revenue sources, such as cable franchise fees, state marijuana revenue sharing, etc., are seeing year-over-year declines.
- Interest rates are continuing to fall, with more projected to come in FY 2027.
- Growing the tax base continues to be the most viable option moving forward.



Ten Burning Questions for the Budget

2. Downtown Parking Lot Funding a Hot Topic



- The projected budget for the last two parking lots is estimated at \$650,000. This would be a general fund expense. We cannot fit this into the current or future year budgets and maintain a balanced budget. If we choose to move forward with the parking lots, it would have to be pulled from fund balance.
- What does funding for future maintenance of the downtown parking lots look like? City Manager is working with DDA on options to bring to the Commission.



Ten Burning Questions for the Budget

3. Information Technology a Growing Concern



- Staff has grown increasingly frustrated with the current state of our IT service from our third-party contract.
- Management has been vetting possible alternative options, but all viable options so far would come at a significant increase compared to our current system.



Ten Burning Questions for the Budget

4. Cemetery Sustainability Reaching a Dead End



- The cost of the cemetery continues to be one of the general funds highest growing expenses.
- Staff is working on a rate analysis to bring suggested changes to the fee structure to the Commission for discussion, as well as exploring different ways to possibly lower expenses in the future.



Ten Burning Questions for the Budget

5. Personnel Costs Growing Faster than Revenue



- Personnel increases have not been keeping up with inflation for most departments, yet the increases in expenses as a percentage are growing faster than our revenues.
- Management has made changes in the past few years to try and keep costs manageable while still supporting staff.
- FY 2027 is the last year of the current union contract, meaning we will begin union negotiations this fall for contract years FY2028-2030.



Ten Burning Questions for the Budget

6. Programming Set to Sunset September 30th



- The Community Center Grant that has provided funding for programming in the parks and at the Alma Public Library expires September 30th. The current budget does not reflect continuing the program upon its expiration.
- Without funding, either from the General Fund or from additional grants/support from the County, programming in the parks will cease to exist after this fall and programming at the Library will either be reduced or additional cuts for the library will be necessary to fund programming.



Ten Burning Questions for the Budget

7. Library Faces Funding Concerns for Capital



- As discussed in past budgets, the Alma Public Library has not been funding for depreciation, and therefore their fund balance has been significantly depleted.
- With significant capital costs on the horizon, including a new A/C unit budgeted for in FY 2027, it is time to explore funding options for the library to keep it solvent.



Ten Burning Questions for the Budget

8. Transit Expansion Gaining Steam



- As more communities begin to explore the possibility of adding transit services, staff continues to look at what expansion could look like.
- Major questions to be considered would be the expansion of the current vehicle fleet, staffing, and the possibility of a need for another building expansion or substation.



Ten Burning Questions for the Budget

9. Bids for CWSRF Will Set Future of Wastewater



- We have received \$20.5 million for the CWSRF project, with the possibility of getting additional funds if other communities drop out or come in under budget.
- Engineers are now estimating that the total project cost could be much higher, and depending on what bids come back at, we will have to have some hard discussions about the project and rates.



Ten Burning Questions for the Budget

10. Motor Pool Funds Could Soon Dry Up



- Public Works has done a tremendous job stabilizing the Public Works/Motor Pool fund the past few years, but major future projects continue to be a concern.
- The fund is currently sustainable with a budget of about \$250,000 per year in capital replacements, but some future capital needs will be substantially more than that number. How will these projects be funded?



Other Concerns the Commission May Have



- Are there any items that we did not address in the preliminary budget that the Commission would like us to look at or focus on?



Thank You!





CITY OF ALMA, MICHIGAN

525 E. Superior, Alma, MI 48801

www.myalma.org

Resolution 2026-_____

At a regular meeting of the City Commission of the City of Alma, County of Gratiot, State of Michigan, held on the 12th day of May 2026, at 6:00 p.m.

Present:

Absent:

Motion by Commissioner _____, seconded by Commissioner _____, to approve an increase in water consumption rates, and adopt the following water rate schedule, effective July 1, 2026:

Minimum Charge: (Monthly)	Water
Meter size:	
< 1inch	\$ 33.00
1 inch	50.00
1.25 inches	70.00
1.5 inches	95.00
2 inches	175.00
3 inches	385.00
4 inches	680.00
6 inches	1,500.00
8 inches	2,750.00
Consumption Charge: (Price per 1,000) gallons	
First 25,000 gallons	\$ 6.30
Next 175,000 gallons	6.00
Over 200,000 gallons	5.25
Over 4.5 million by special agreement. In absence of such agreement, the rate shall be \$4.00 per 1,000 gallons.	
Minimum Charges for Multiple User. When any premises containing three or more dwelling units defined as a self-contained unit with kitchen and bath facilities served by a single meter, the monthly minimum charge shall be equal to the minimum charge for the single dwelling unit as determined by the meter size serving such unit, plus \$7.43 for each additional unit.	
Water bills rendered shall be immediately due and payable and may be paid without late charge up to and including the fifteenth day after the billing date when rendered and shall thereafter be subject to a ten per cent (10%) late charge.	

Yes:

No:

Resolution declared [adopted/declined].

CERTIFICATE

I, Sara Anderson, Clerk of the City of Alma, do hereby certify that the above resolution is a true and exact copy adopted at the regular meeting of the City Commission held on Tuesday, May 12, 2026, at 6:00 p.m.

Sara Anderson, City Clerk



CITY OF ALMA, MICHIGAN

525 E. Superior, Alma, MI 48801

www.myalma.org

Resolution 2026-_____

At a regular meeting of the City Commission of the City of Alma, County of Gratiot, State of Michigan, held on the 12th day of May 2026, at 6:00 p.m.

Present:

Absent:

Motion by Commissioner _____, seconded by Commissioner _____, to approve an increase in wastewater rates, and adopt the following wastewater rate schedule, effective July 1, 2026:

Minimum Charge: (Monthly)	Wastewater
Meter size:	
< 1inch	\$ 40.00
1 inch	64.00
1.25 inches	90.00
1.5 inches	120.00
2 inches	225.00
3 inches	490.00
4 inches	875.00
6 inches	1,950.00
8 inches	3,550.00
Consumption Charge:	
(Price per 1,000 gallons)	\$ 4.20
<p>Minimum Charges for Multiple User. When any premises containing three or more dwelling units defined as a self-contained unit with kitchen and bath facilities served by a single meter, the monthly minimum charge shall be equal to the minimum charge for the single dwelling unit as determined by the meter size serving such unit, plus \$16.19 for each additional unit.</p> <p>Wastewater bills rendered shall be immediately due and payable and may be paid without late charge up to and including the fifteenth day after the billing date when rendered and shall thereafter be subject to a ten (10%) per cent late charge.</p>	

Yes:

No:

Resolution declared [adopted/declined].

CERTIFICATE

I, Sara Anderson, Clerk of the City of Alma, do hereby certify that the above resolution is a true and exact copy of a resolution adopted at the regular meeting of the City Commission held on Tuesday, May 12, 2026, at 6:00 p.m.

Sara Anderson, City Clerk



CITY OF ALMA, MICHIGAN

525 E. Superior, Alma, MI 48801

www.myalma.org

Resolution 2026-_____

At a regular meeting of the City Commission of the City of Alma, County of Gratiot, State of Michigan, held on the 12th day of May 2026, at 6:00 p.m.

Present:

Absent:

Motion by Commissioner _____, seconded by Commissioner _____, to adopt a resolution to adopt an increase in the solid waste rate to \$26.00 per residence from \$25.00 per residence, to become effective with all solid waste bills mailed after July 1, 2026.

Yes:

No:

Resolution declared [adopted/declined].

CERTIFICATE

I, Sara Anderson, Clerk of the City of Alma, do hereby certify that the above resolution is a true and exact copy of a resolution adopted at the regular meeting of the City Commission held on Tuesday, May 12, 2026, at 6:00 p.m.

Sara Anderson, City Clerk

ORDINANCE NO. 852

**CITY OF ALMA
GRATIOT COUNTY, MICHIGAN**

ADOPTED: _____
PUBLICATION DATE: _____
EFFECTIVE: _____

An ordinance of the City of Alma, Gratiot County, Michigan, to amend the City of Alma Code of Ordinances at §60-36 and City of Alma Zoning Ordinance, to regulate the requisite front-yard setback for real property that is located in a R-1 Single-Family Residential Zoning District , to provide that pending proceedings are not affected, to provide for severability, to repeal all Ordinances or parts of Ordinances in conflict herewith, to provide for an Effective Date and to direct the publication of this Ordinance or a legally-permissible summary.

**THE CITY OF ALMA
GRATIOT COUNTY, MICHIGAN**

ORDAINS:

SECTION I
NAME

This Ordinance shall be known and cited as the “City of Alma March 2026 Zoning Ordinance Amending Ordinance.”

SECTION II
DEFINITIONS

1. Words and terms as used in this Ordinance shall be given their plain and ordinary meaning. Words shall be interpreted so as to further the intent of this Ordinance. Every word importing the singular number only may extend to and embrace the plural number, and every word importing the plural number may be applied and limited to the singular number. Every word importing the masculine gender only may extend and be applied to females as well as males. In an effort to ascertain the meaning of any word or term as used in this Ordinance, it shall be appropriate for a reviewing authority to consult the dictionary definition of any word or term that is used in this Ordinance insofar as the aforesaid word or term is not specifically defined by this Ordinance.

SECTION III:
AMENDMENT OF §60-36 OF THE CITY OF ALMA CODE OF ORDINANCES

1. The entirety of §60-36 of the City of Alma Code of Ordinances is hereby affirmed, confirmed, and ratified except as specifically provided herein.

2. The definition of “Front Yard” as defined by the City of Alma Code of Ordinances Zoning Ordinance at §60-36 of the City of Alma Code of Ordinances, as amended, is hereby amended so as to state as follows:

- a. A required front yard is an open space extending the full width of a lot and of a uniform depth (setback) measured horizontally at right angles to the front lot line and unoccupied from the ground upward except as hereinafter specified. This distance is 25 feet in R-1 Single Family Residential, R-1a Single Family Residential and R-2 Two Family Residential Districts. This distance is 30 feet in the R-3 Multifamily Residential District. Hard surfaced areas parallel to the drive approach and not exceeding the width of the drive approach shall be excluded from this definition of front yard.

AMENDMENT OF §60-61 OF THE CITY OF ALMA CODE OF ORDINANCES

1. A section of table §60-61 of the City of Alma Code of Ordinances is hereby affirmed, confirmed, and ratified except as specifically provided herein.
2. The “Minimum Yard Setback (per lot)(feet)” for the Front Setback within the R-1 Single Family Residential shall be 25 feet.

SECTION IV
PENDING PROCEEDINGS NOT AFFECTED.

Nothing in this ordinance shall be construed to affect any suit or proceeding impending in any court, or any rights acquired, or liability incurred, or any cause or causes of action acquired or existing, under any act or ordinance hereby repealed as cited in this ordinance; nor shall any just or legal right or remedy of any character be lost, impaired or affected by this ordinance.

SECTION V
SEVERABILITY

Should any section, clause or provision of this Ordinance be declared to be invalid by a court of competent jurisdiction, the same shall not affect the validity of the Ordinance as a whole or any other part thereof other than the parts so declared to be invalid. The City of Alma City Commission hereby declares that it would have enacted this Ordinance even without whatever provision may be declared invalid by a court of competent jurisdiction.

SECTION VI
REPEAL OF CONFLICTING ORDINANCES

All Ordinances or parts of Ordinances in conflict herewith are hereby repealed.

SECTION VII
EFFECTIVE DATE

This Ordinance and the rules, regulations, provisions, requirements, orders, and matters established and adopted hereby shall take effect immediately following publication as required by law following adoption by the City Commission. The City Commission specifically finds that the provisions hereof constitute an emergency Ordinance which requires immediate effect to be given to the provisions hereof.

SECTION VIII
CITY PUBLICATION

The City Clerk is hereby ordered and directed to cause this Ordinance to be published, either in full or in the form of a legally-permitted summary, in a newspaper of general circulation within the City of Alma.

This Ordinance is hereby declared to have been adopted by the City of Alma Board of Commissioners, County of Gratiot, State of Michigan, at a regular meeting held on the ____ day of May 2026 and ordered to be given publication in the manner prescribed by law.

GREG MAPES, Mayor

SARA ANDERSON, Clerk

Date of Publication: _____
Newspaper: Morning Sun Newspaper

ADOPTED
YEAS:
NAYS:
ABSTAIN:

State of Michigan, County of Gratiot,

I, the undersigned City Clerk for the City of Alma, Gratiot County, Michigan, certify that the above Ordinance No. 852, adopted by the City of Alma Board of Commissioners on the ____ day of May 2026, was recorded in full in the Minutes of the Meeting of the City Board of Commissioners on said date. It was signed by the Mayor and Clerk of the City.

Dated: _____

SARA ANDERSON, Clerk



2027 EMERGENCY COMMERCIAL AND INDUSTRIAL DEMAND RESPONSE CUSTOMER AGREEMENT

Customer and Consumers Energy are referred to herein collectively as the "Parties" and each individually as a "Party" to this Agreement.

Effective Date of Agreement: June 1, 2027
(Month/Day/Year)

Company: **CONSUMERS ENERGY COMPANY**
a Michigan Corporation
Customer: City of Alma
(Legal Name)

ONE ENERGY PLAZA
JACKSON MI 49201-2357
525 E. Superior Street
(Street & Number)

Alma, MI 48801
(City, State & Zip Code)

1. Initial Term:

a. Shall commence on June 1, 2027 and shall run through (select one):

- May 31, 2028 (1 year)**
- May 31, 2029 (2 year)**

2. This Agreement will become effective on the date identified above and will extend for an Initial Term through the end date identified above. The Customer must notify Consumers Energy Company ("Consumers Energy" or the "Company") by September 1st in the final year of the Initial Term of their desire to renew participation in the Demand Response Program ("Program") through the execution of a new Program Agreement and the amount of reduction/nomination kW for the following Program Season(s) Summer (June 1 through August 31) Fall (September 1 through November 30) Winter (December 1-February 28) Spring (March 1 through May 31 (hereinafter referred to as the "Program Seasons"). Customer participation under this Agreement shall be based on the limitations, terms and eligibility as described in the Company's Program and the Company's Electric Rate Book, as approved by the Michigan Public Service Commission.

3. **Program Description.** Participants in the Program help reduce peak demand when energy use is the highest and maintain a ready supply of energy for Michigan. Participants will receive an annual Emergency Capacity Payment for the Delivered Capacity amount specified in this Agreement within sixty (60) days after the final day of each selected Program Season.

4. **Administration Solutions.** Customer agrees to work with Consumers Energy to develop an appropriate energy reduction plan for Customer's business for each Program Season and; Submit a contact list, and (ii) to provide Consumers Energy access and use of contact, billing and energy usage data, and facility information concerning each Site Address (as defined below) ("Customer Data"). Consumers Energy shall manage Customer's curtailable electrical capacity in the Program and upon notification by Consumers Energy and acceptance by Customer, provide real-time support to Customer during demand response events ("Demand Response Events"); and enable data transfer, monitoring and reporting of meter data and provide technical assistance, maintenance, repair and hosting of the Monitoring System. In addition, as necessary, Consumers Energy will coordinate with Customer to capture kilowatt-hour ("kWh") pulses from Customer's primary utility meter to provide Customer near real-time, Internet-enabled power monitoring.

5. Monitoring System. Consumers Energy may equip one or more of Customer facility addresses (each address is referred to as a "Site Address") as identified on the Site Address Attachment attached hereto with the Monitoring System, which includes site devices owned by Consumers Energy that can enable power metering, data collection, near real-time data communication, and Internet-based reporting and analytics. There shall be no cost to the Customer associated with the Monitoring System equipment or installation of the Monitoring System equipment.

6. Customer Support Requirements.

- a. Representations and Warranties.** Customer holds all applicable licenses and/or permits pursuant to the Agreement that are required for the proper participation in the Program.
- b. Demand Response Performance.** Customer has the intent and ability to generate and/or reduce electrical demand to achieve Contracted Capacity (as defined below) at each Site Address when notified by Consumers Energy Demand Response Events.
- c. Acceptance Testing.** At each Site Address where the site devices are installed, Customer agrees to collaborate with Consumers Energy in a timely manner in testing, enabling and maintaining the Monitoring System.
- d. Energy Reduction Plan.** Customer must provide to Consumers Energy their Energy Reduction Plan describing the equipment and steps that will be taken to meet their curtailment nomination.

Program Rules. The terms of this Agreement reflect the current Program terms and conditions, which may be amended from time to time by Consumers Energy. Any modifications to this Agreement shall be mutually agreed to by the parties and recorded as an amendment to this Agreement.

7. The current terms are summarized below:

Program Availability	During the Initial Term, emergency events could be called at any time Monday through Friday between 11 am and 7 pm, excluding holidays as defined in Rule C.14 (c) Holidays Designated by the Company, in response to Midcontinent Independent System Operator, Inc. ("MISO") reliability emergencies ("Emergency Event(s)"). Customer is required to participate in any Emergency Event called by MISO.
Event Frequency and Duration	Emergency Events – Up to five (5) events during the Summer Program Season, up to three (3) events during the Fall Program Season, up to five (5) events in the Winter Program Season, and up to three (3) events in the Spring Program Season, up to four hours each.
Advanced Notification	Emergency Events – Customer will receive at least a thirty (30) minute but no more than a six (6) hour notice in advance of an Emergency Event. Customers are advised to estimate load reduction capability over a twelve (12) hour timeframe for planning purposes.

<p>MISO Real Power Test</p>	<p>Customer acknowledges that participation in the Program is subject to testing and performance requirements established by the Midcontinent Independent System Operator, Inc. ("MISO"), applicable tariffs, and/or Consumers Energy.</p> <p>Customer agrees to participate in all required testing, whether initiated by Consumers Energy or MISO, at such times and intervals as required to maintain compliance with MISO Tariff and Program requirements. Testing frequency, timing, and structure may change based on applicable regulatory or MISO Tariff requirements.</p> <p>Beginning in 2028, MISO may directly initiate testing in accordance with MISO Tariff . Any MISO-initiated test or qualifying MISO-declared event may satisfy applicable testing requirements, as determined by MISO and/or Consumers Energy.</p> <p>Customer performance during any required test or qualifying event will determine accredited capacity and may affect payments, eligibility, or continued participation. Customer is responsible for maintaining operational readiness and load reduction capability sufficient to meet required performance obligations.</p>
<p>Online Portal</p>	<p>Customer may have access to an online portal "Dashboard" where Customer can monitor their performance during both an Emergency and Economic Event. Portal will be activated before the season starts on June 1.</p>

8. Customer capacity.

a. Contracted Capacity. For purposes of this Agreement, "Contracted Capacity" shall represent the Customer's performance obligation (in kilowatts ("kW")). The Contracted Capacity shall be based on an analysis of Customer's prior consumption data for each Program Season, their Energy Reduction Plan(s) and pre-enrollment load reduction testing.

b. Delivered Capacity.

i. For purposes of this Agreement, an event's "Delivered Capacity" shall be defined as the amount of load in kW reduced for each hour in a Demand Response Event. Delivered Capacity for each event hour is calculated as the difference between the measured energy demand and the baseline energy demand. Consumers Energy will use a MISO-approved baseline calculation method. MISO's default baseline is the Ten-Day Baseline. The Ten-Day Baseline is calculated as the average hourly demand from the previous ten (10) non-weekend non-holiday non-event days prior to the event. Customer is required to reduce the full amount specified as Contracted Capacity for the hourly average of an emergency event. Consumers Energy, at its discretion, can make an adjustment to the baseline as determined by "Day of Adjustment" calculation methodology outlined in Attachment B. An alternative baseline may be used, so long as it is pre-approved by MISO. If no Emergency Event is called, the Delivered Capacity will revert to the Contracted Capacity for the DR season. In a Program Season with multiple Emergency Events, the Delivered Capacity will be based on the Customers average event performance during the term of that Program Season.

9. Environmental. In order for the engine to be considered an emergency stationary engine under 40 CFR Part 60 Subpart IIII, 40 CFR Part 60 Subpart JJJJ and/or 40 CFR Part 63 Subpart ZZZZ any operation other than emergency operation, maintenance and testing, emergency demand response, and operation in non-emergency situations for up to 50 hours per calendar year, as described in the applicable

regulation(s), is prohibited. If Customer does not operate the engine according to these requirements, the engine will not be considered an emergency engine and must meet all requirements for non-emergency engines in the applicable regulations.

Emergency Demand Response Events per this contract are considered non-emergency situations (not to exceed 50 hours per calendar year). Power supplied as part of a financial arrangement with Consumers Energy must meet all of the following conditions:

- a. The engine is dispatched by the local balancing authority or local transmission and distribution system operator.
- b. The dispatch is intended to mitigate local transmission and/or distribution limitations so as to avert potential voltage collapse or line overloads that could lead to the interruption of power supply in a local area or region.
- c. The dispatch follows reliability, emergency operation or similar protocols that follow specific NERC, regional, state, public utility commission or local standards or guidelines.
- d. The power is provided only to the facility itself or to support the local transmission and distribution system.
- e. The owner or operator (Customer) identifies and records the entity that dispatches the engine and the specific NERC, regional, state, public utility commission or local standards or guidelines that are being followed for dispatching the engine. The local balancing authority or local transmission and distribution system operator may keep these records on behalf of the engine owner or operator.
- f. The owner or operator (Customer) is responsible for all EPA reporting requirements. Customers who do not comply with EPA reporting may be removed from the program at Consumers Energy's discretion.

10. Payments to Customer.

- a. **Emergency Capacity Payments.** For a single year contract, the capacity payment price is \$20/kW for the Summer Program Season, \$8/kW for Fall Program Season, \$8/kW for the Winter Program Season, and \$8/kW for the Spring Program Season. For a two (2) year contract, the capacity payment price is \$25/kW for the Summer Program Season, \$9/kW for Fall Program Season, \$9/kW for Winter Program Season, and \$9/kW for Spring Program Season. Delivered Capacity capped at 250% per Program Season as defined in section 8(b). Consumers Energy will pay Customer the Capacity Rate multiplied by the Delivered Capacity.
- b. **Emergency Event Energy Payments.** In Program Seasons when one or more Emergency Events are called, Consumers Energy will pay Customer an energy payment of \$450/MWh multiplied by the event's Delivered Capacity multiplied by the hours for each such event as defined in section 8(b) above.

11. Payment Timing. After an Emergency Event and Customer's Delivered Capacity has been verified, Consumers Energy shall make Emergency Event Energy Payments for Customer's participation by the issuance of credits to the Customer's bill or by check. The Emergency Capacity Payment will be made within sixty (60) days after the final day of each selected Program Season.

12. Cancellation. Customer or Consumers Energy may cancel this Agreement or request to amend nomination(s) for the Program Seasons occurring in the next year, if such cancellation or request to amend is submitted to Consumers Energy between October 1 – December 31 of the prior year. Requests to amend nomination(s) shall be granted at the Company's discretion and shall only apply to the Program Seasons occurring in the following year. Cancellation requests must be submitted in writing to: ConsumersEnergy.DemandResponseProgram@cmsenergy.com. The customer will be notified by Consumers Energy if they cancel or are removed from the program.

13. Confidentiality.

a. Nondisclosure to Third Parties. In performing under the Agreement, each Party to this Agreement will be exposed to certain Confidential Information (as hereinafter defined) of the other Party. Each Party on its own behalf and on behalf of its employees, contractors and agents (collectively, "Representatives") agrees not to, except as required by applicable law or regulation, use or disclose such Confidential Information without the prior written consent of the other Party, either during or after the Term. To protect Confidential Information, each Party agrees to: (i) limit dissemination of Confidential Information to only those Representatives having a "need to know"; (ii) advise each Representative who receives Confidential Information of the confidential nature of such information; and (iii) have appropriate agreements, policies and/or procedures in place with such Representatives sufficient to enable compliance with the confidentiality obligations contained herein. The term "Confidential Information" means all information which is disclosed, either orally or in written form, by either Party or its Representatives and shall be deemed to include: (w) any notes, analyses, compilations, studies, interpretations, memoranda or other documents prepared by either Party or its Representatives which contain, reflect or are based upon, in whole or in part, any Confidential Information furnished to a receiving Party or its Representatives pursuant hereto; (x) any information concerning the business relationship between the Parties; and (y) Customer Data.

b. Exclusions from Confidential Information. Notwithstanding the obligations in Section 13(a) above, Confidential Information does not include any information that:

- i. is or becomes generally known to the public without breach of any obligation owed to the disclosing Party;
- ii. was known to the receiving Party prior to its disclosure by the disclosing Party without breach of any obligation owed to the disclosing Party;
- iii. is received from a third party without the receiving party having any knowledge of any breach by such third party of any obligation owed to the disclosing Party; or
- iv. was independently developed by the receiving Party without reference to or reliance upon the disclosing Party's Confidential Information.

14. Limitation of Liability. Consumers Energy's and its contractors' and subcontractors' liability hereunder is limited to direct actual damages as the sole and exclusive remedy, and total damages under the Agreement shall not exceed \$100,000 or the total amounts paid by Consumers Energy under the Agreement, whichever is less. In no event shall either Party, its parent, officers, directors, partners, shareholders, employees or affiliates, or any contractor or subcontractor or its employees or affiliates, be liable to the other Party for special, indirect, exemplary, punitive, incidental or consequential damages of any nature whatsoever connected with or resulting from performance or non-performance of obligations under the Agreement, including without limitation, damages or claims in the nature of lost revenue, income or profits, loss of use, or cost of capital, irrespective of whether such damages are reasonably foreseeable and irrespective of whether such claims are based upon negligence, strict liability contract, operation of law or otherwise.

15. Additional Terms.

a. Customer also agrees, with respect to Consumers Energy's management of the Monitoring System, it:

- i. receives a limited, revocable, non-transferrable and non-exclusive right to use and access during the Term the Monitoring System and shall use the Monitoring System solely for its internal use subject to the terms of the Agreement and not for the benefit of any third party. Except as expressly permitted in the Agreement, Customer agrees that it shall not receive any right, title or interest in, or any license or right to use or access, the Monitoring System or any patent, copyright, trade secret, trademark or other intellectual property rights therein by implication or otherwise;
- ii. shall use the Monitoring System in accordance with all applicable law;

- iii. shall not and shall prohibit causing or permitting, the copying, reverse engineering, disassembly, decompilation or attempting to derive the source code of the Monitoring System, or other intellectual property of Consumers Energy or creation of any derivative work thereof;
- iv. expressly disclaims any passing of title to the Monitoring System, any trade names, trade dress, trademarks, service marks, commercial symbols, copyrightable material, designs, logos and/or any other intellectual property of Customer;
- v. shall not delete, alter, cover, or distort any copyright or other proprietary notices or trademarks from the Monitoring System and to use reasonable care to prevent the Monitoring System and Consumers Energy's intellectual property rights contained in the software from damage and unauthorized use.

b. Miscellaneous. Customer may not assign any of its rights or delegate any of its performance obligations hereunder without the prior written consent of Consumers Energy. The Agreement, including all attachments, constitutes the entire agreement between Customer and Consumers Energy and may only be amended in writing signed by each of the Parties. If any of its provisions shall be held invalid or unenforceable, this Agreement shall be construed as if not containing those provisions and the rights and obligations of the Parties hereto shall be construed and enforced accordingly. This Agreement shall be binding upon the Parties together with their successors and permitted assigns. Each Party shall be responsible for its Representatives' compliance with the Agreement. Customer shall promptly notify Consumers Energy in writing of any changes occurring during the Term to the Customer address(es) set forth in this Agreement.

c. Force Majeure. The Parties to this Agreement shall be excused from any failure or delay in the performance of their obligations if such obligations are prevented from being fulfilled due to Force Majeure. A Party unable to fulfill any obligation hereunder (other than an obligation to pay money when due) by reason of Force Majeure, shall give notice and the full particulars of such Force Majeure to the other Party in writing or by telephone as soon as reasonably possible after the occurrence of the cause relied upon. Telephone notices given pursuant to this article shall be confirmed in writing as soon as reasonably possible and shall specifically state full particulars of the Force Majeure, the time and date when the Force Majeure occurred and when the Force Majeure is reasonably expected to cease. The Party affected shall exercise due diligence to remove such disability with reasonable dispatch, but shall not be required to accede or agree to any provision not satisfactory to it in order to settle and terminate a strike or other labor disturbance. A "Force Majeure" shall include any act, event, or occurrence beyond the Party's reasonable control, which the Party, despite its best efforts, is unable to prevent, avoid, overcome, delay or mitigate, including but not limited to: floods, epidemics, earthquakes, quarantine, blockade, war, insurrection or civil strife or terrorism, provided, however, that Force Majeure shall in no event include (i) failure of Subcontractors or Suppliers to deliver services, materials or components or receipt from any Subcontractor or Supplier of defective services, material or components unless same were themselves caused by a Force Majeure Event; (ii) technological impossibility; (iii) a governmental act or failure to act, or order or injunction, caused by any act or failure to act of the Seller or any Subcontractor or Supplier; (iv) strikes or work stoppages; or (v) inclement weather.

d. Warranty Limitations. THE MONITORING SYSTEM (AND ANY SOFTWARE, HARDWARE, OR OTHER COMPONENT THEREOF) AND ALL SERVICES HEREUNDER ARE PROVIDED AS IS BY CONSUMERS ENERGY WITHOUT ANY WARRANTY OF ANY KIND. ALL WARRANTIES, WHETHER EXPRESS OR IMPLIED, INCLUDING BUT NOT LIMITED TO ALL WARRANTIES OF MERCHANTABILITY AND FITNESS FOR A PARTICULAR PURPOSE, ARE EXPRESSLY DISCLAIMED TO THE FULLEST EXTENT PERMISSIBLE UNDER APPLICABLE LAW.

e. Governing Law; Actions; Etc.: This Agreement shall be deemed a Michigan contract and shall be governed by and interpreted in accordance with the laws of the State of Michigan; excluding any conflicts of laws principles that would result in this Agreement being interpreted in accordance with any different law. Venue for any lawsuit arising out of or in connection with this Agreement shall be

exclusively in the courts of the State of Michigan or a Federal court sitting in the State of Michigan. Any legal action against Consumers Energy relating to this Agreement or the breach thereof shall be commenced within one year from the date on which the claimed breach, default or other cause of action arose (and, without limiting the foregoing, in all events not later than one year after the date of completion or other cessation of performance of the work hereunder). This Agreement is intended for the benefit of the parties herein only and does not grant any rights to any third parties unless otherwise specifically stated herein. If Customer defaults in the timely performance of any of its obligations hereunder, then Consumers Energy may, at its option, and in addition to any and all other rights or remedies it may have hereunder or at law or equity, terminate this Contract by written notice to Customer.

IN WITNESS WHEREOF, and intending to be legally bound, the Parties have duly executed this Agreement by their authorized representatives as of the Effective Date.

Utility Signature

Customer Signature

CONSUMERS ENERGY COMPANY

City of Alma

(Company)

By: _____
(Signature)

By: _____
(Signature)

(Print or Type Name)

(Print or Type Name)

(Date)

(Title)

(Email)

(Date)

Mark box if Mailing Address is the same as Page 1

(Mailing Address)

(City, State, Zip)



Attachment A PAYMENT INFORMATION

Payment Information

<input checked="" type="checkbox"/> Bill Credit <input type="checkbox"/> Check (If Check, please provide a mailing address below):
<input type="checkbox"/> Mark box if Mailing Address is the same as the previous page
Contact Name:
Site Name:
Address:
City, State, Zip code:
*If payments need to go to multiple sites, please work with Demand Response Operations Team.

ATTACHMENT B - CUSTOMER BASELINE CALCULATIONS AND PERFORMANCE OBLIGATIONS

“Original Baseline Demand” calculation methodology – for interruptions called on normal business days, calculate an average hourly demand profile based on the demands created during the ten (10) non-interruption business days immediately preceding an interruption notification, excluding Saturday, Sunday and holidays as recognized in the Company’s Electric Rate Book (“Normal Baseline Demand”).

“Day of Adjustment” calculation methodology - starts at the point of the interruption event and counts back four (4) hours. (For purposes of clarification – for the “Day of Adjustment” calculation **only** the baseline **is** calculated beginning from the start of the interruption event and moving backwards by four (4) hours). The “Original Baseline Demand” will be ADJUSTED up/down on the day of an event by the ratio of (a) the sum of hourly demands for the three (3) hours beginning four (4) hours prior to the interruption event and (b) the sum of those same three hours unadjusted consumption baseline demands. *The resultant change to the Original Baseline Demand is limited to +/- 20% of the Original Baseline Demand and is referred to as the “Adjusted Baseline Demand”.*

Below are 4 different Demand Response Enactment Event scenarios, all based on:

The prior 10 business day/24-hour baseline = 100 kW with a 20 kW Nomination amount

Details	Scenario 1	Senario 2	Scenario 3	Scenario 4
Average demand for 3 hours, beginning 4 hours prior to “Day of Adjustment”	70 kW	110 kW	95 kW	125 kW
What is the Adjusted Baseline Demand to reduce power against?	The 70 kW average demand during the 3 hour “Day of Adjustment” period represents a 30% decrease from the Original Baseline Demand, so the Original Baseline Demand will be reduced by only <u>20%</u> , as per the “Baseline” calculation methodology. Adjusted Baseline Demand = 80 kW	The 110 kW average demand during the 3 hour “Day of Adjustment” period represents a 10% increase from the Original Baseline Demand, so the Original Baseline Demand will be increased by 10%, as per the “Baseline” calculation methodology. Adjusted Baseline Demand = 110 kW	The 95 kW average demand during the 3 hour “Day of Adjustment” period represents a 5% decrease from the Original Baseline Demand, so the Original Baseline Demand will be decreased by 5%, as per the “Baseline” calculation methodology. Adjusted Baseline Demand = 95 kW	The 125 kW average demand during the 3 hour “Day of Adjustment” period represents a 25% increase from the Original Baseline Demand, so the Original Baseline Demand will be increased by only <u>20%</u> , as per the “Baseline” calculation methodology. Adjusted Baseline Demand = 120 kW
kW customer is required to reduce load to in order to FULLY comply during this event (100%)	60 kW 80 kW – 20 kW (Baseline – Nomination)	90 kW 110 kW – 20 kW (Baseline – Nomination)	75 kW 95 kW – 20 kW (Baseline – Nomination)	100 kW 120 kW – 20 kW (Baseline – Nomination)



Attachment C 2027 CONSUMERS ENERGY DEMAND RESPONSE ENERGY REDUCTION PLAN

Company Name:	<u>City of Alma Municipal Pumping</u>
Facility Contact Name(s):	<u>Daren Johnson</u>
DR Event Procedure:	Consumers Energy will notify you that a DR event has been dispatched. Confirm phone, e-mail, and/or text notifications sent by Consumers Energy. Manually shut down the following equipment by the time the DR event begins. If applicable, turn on generator and transfer specified building load to the generator.

Program Season Nominations

Season	Summer	Fall	Winter	Spring
kW	104	99	82	102

Site Addresses and Shutdown Procedure

Site Name	Site Address	Contract Account Number	Meter Number	Equipment	Shutdown Procedure	Summer Load (kW)	Fall Load (kW)	Winter Load (kW)	Spring Load (kW)	Generator?
Example: ABC Location	123 Main St. Anywhere MI	123456789012	12345678	HVAC & Lighting	Reduce setpoints using Building Management System	100	100	100	100	<input checked="" type="checkbox"/>
Wastewater Treatment Plant	900 Washington Ave, Alma, MI 48801	10000093714	80042721	Entire Plant	Manually Activate 600kW capacity Diesel Backup Generator that backs up entire facility	104	99	82	102	<input checked="" type="checkbox"/>
										<input type="checkbox"/>

Site Name	Site Address	Contract Account Number	Meter Number	Equipment	Shutdown Procedure	Summer Load (kW)	Fall Load (kW)	Winter Load (kW)	Spring Load (kW)	Generator?
										<input type="checkbox"/>
										<input type="checkbox"/>
										<input type="checkbox"/>
										<input type="checkbox"/>
										<input type="checkbox"/>
										<input type="checkbox"/>
										<input type="checkbox"/>

Site Name	Site Address	Contract Account Number	Meter Number	Equipment	Shutdown Procedure	Summer Load (kW)	Fall Load (kW)	Winter Load (kW)	Spring Load (kW)	Generator?
										<input type="checkbox"/>
										<input type="checkbox"/>
										<input type="checkbox"/>
										<input type="checkbox"/>
										<input type="checkbox"/>
										<input type="checkbox"/>
										<input type="checkbox"/>

ALMA POLICE DEPARTMENT

Monthly Commission Report

April 2026

4-1-26: A traffic stop led to the arrest of the driver for a license violation

4-1-26: Officers made contact with a subject that had a warrant. The subject was subsequently arrested.

4-2-26: Officers were called to a suicidal subject that had caused self-harm. Officers made contact with the subject and facilitated the treatment needed.

4-3-26: A traffic stop led to the arrest of the driver for driving under the influence of drugs and possession of methamphetamine.

4-3-26: A traffic stop led to the arrest of the driver for driving under the influence of drugs.

4-3-26: Officers were dispatched with reference to a suicidal subject. Officers made contact with the subject and got them the necessary treatment.

4-4-26: Officers were on patrol when they observed two subjects in violation of a city ordinance. The two subjects were cited for camping in a city park.

4-5-26: A traffic stop led to the arrest of the driver for driving without insurance and possession of open intoxicants.

4-5-26: A traffic stop led to the arrest of the driver for driving without insurance.

4-6-26: A call of a traffic accident led to the arrest of a subject on an outstanding warrant.

4-9-26: Officers responded to a call of subjects camping on city property. The investigation led to the arrest of a subject on an outstanding felony warrant out of another county.

4-10-26: Officers responded to a call for illegal camping on city property. Two subjects were arrested for camping on city property.



ALMA POLICE DEPARTMENT

4-10-26: An officer on patrol observed a vehicle lose control and cause an accident. The investigation led to the arrest of the driver for driving while intoxicated and operating a vehicle without insurance.

4-13-26: Officers responded to a call to assist the county units with an active felonious domestic assault. The call resulted in a subject being arrested by Alma officers for an outstanding warrant. While being arrested the subject began fighting officers leading to additional charges of resisting and obstructing police, malicious destruction of police property, and a probation violation.

4-14-26: A traffic stop led to the arrest of the driver for operating a vehicle with a suspended license and possession of crack cocaine.

4-15-26: Officers made contact with a subject that had an outstanding warrant. The subject was placed under arrest.

4-15-26: Officers made contact with a subject that had 2 outstanding warrants. The subject was subsequently arrested.

4-17-26: Officers made contact with a subject that had an outstanding warrant. The subject was placed under arrest.

4-17-26: Officers were dispatched to a family dispute. The investigation led to the arrest of a subject for unlawful entry.

4-18-26: A traffic stop led to the arrest of the driver for driving while intoxicated.

4-21-26: Officers made contact with a subject staying in a city park after hours. The subject was cited for being in a city park after hours.

4-21-26: Officers made contact with two subjects camping on city property. The subjects were subsequently cited for the city ordinance violation.

4-21-26: A traffic stop led to the arrest of the driver on a felony warrant out of another county.

4-22-26: A traffic stop led to the arrest of the driver on an outstanding warrant out of another county.



ALMA POLICE DEPARTMENT

4-22-26: A traffic stop led to the arrest of the driver for driving with the presence of drugs.

4-22-26: A call of trespassing led to the arrest of a subject for trespassing.

4-23-26: A call of an assault at a school led to a warrant being requested from the prosecutor for assault and malicious destruction of property.

4-23-26: A traffic stop led to the arrest of the driver for driving an unregistered vehicle as well as no insurance.

4-24-26: A traffic stop led to the arrest of the driver on an outstanding warrant out of another jurisdiction.

4-25-26: A traffic stop led to the arrest of the driver for no insurance and no motorcycle endorsement.

4-25-26: Officers made contact with a subject that had a warrant and placed them under arrest.

4-25-26: A traffic stop led to the arrest of the driver for possession of a concealed weapon.

4-26-26: A traffic stop led to the arrest of the driver for operating an unregistered vehicle.

4-26-26: A call for a disturbance. The investigation led to the arrest of a subject on a bond violation.

4-27-26: Officers responded to a call of a family dispute. The investigation led to the arrest of a subject for domestic assault.

4-27-26: Officers made contact with a subject that had an outstanding warrant. The subject was placed under arrest.

4-27-26: A traffic stop led to the arrest of the driver for driving while license suspended.

4-28-26: A traffic stop led to the arrest of the driver for operating while intoxicated and no insurance on the vehicle.



ALMA POLICE DEPARTMENT

4-29-26: Officers were dispatched with reference to possible shots fired. The investigation led to the arrest of a subject for felonious assault.

4-30-26: Officers were dispatched for a possible domestic assault. The investigation led to the arrest of a subject for a probation violation.

4-30-26: A disturbance call led to the arrest of two subjects for assault.

4-30-26: A call for a possible domestic led to the arrest of a subject for domestic assault.



ALMA POLICE DEPARTMENT

During the month of April, the Alma Police Department handled 322 calls for service.

1100-1 -- SEXUAL PENETR'N PENIS/VAGINA CSC1 Count: 1
1100-2 -- SEXUAL PENETR'N PENIS/VAGINA CSC3 Count: 1
1100-3 -- SEXUAL PENETRATION ORAL/ANAL CSC1 Count: 1
1300-1 -- NONAGGRAVATED ASSAULT Count: 6
1300-2 -- AGGRAVATED/FELONIOUS ASSAULT Count: 2
1300-3 -- INTIMIDATION/STALKING Count: 2
2200-3 -- BURGLARY - UNLAWFUL ENTRY(NO INTENT Count: 1
2300-7 -- LARCENY - OTHER Count: 3
2400-1 -- MOTOR VEHICLE THEFT Count: 2
2600-1 -- FRAUD - FALSE PRETENSE/SWINDLE/CONF Count: 1
2600-7 -- FRAUD - IDENTITY THEFT Count: 1
2900-0 -- DAMAGE TO PROPERTY Count: 7
3000-2 -- RETAIL FRAUD - THEFT Count: 1
3500-1 -- VIOLATION OF CONTROLLED SUBSTANCE Count: 7
3800-0 -- FAMILY CRUELTY Count: 1
4100-2 -- LIQUOR VIOLATIONS - OTHER Count: 1
4800-0 -- OBSTRUCTING POLICE Count: 1
5000-0 -- OBSTRUCTING JUSTICE Count: 19
5200-1 -- WEAPONS OFFENSE - CONCEALED Count: 1
5200-3 -- WEAPONS OFFENSE - OTHER Count: 1
5300-1 -- DISORDERLY CONDUCT Count: 1
5400-1 -- HIT & RUN MOTOR VEHICLE ACCIDENT Count: 2
5400-2 -- OUIL OR OUID Count: 7
5400-3 -- DRIVING LAW VIOLATIONS Count: 15
5500-0 -- HEALTH AND SAFETY Count: 1
5700-1 -- TRESPASS Count: 3
7000-4 -- Juvenile Issues Count: 9
7300-0 -- MISCELLANEOUS CRIMINAL OFFENSE Count: 17
9100-2 -- RUNAWAY Count: 1
9200-3 -- WALK AWAY MENTAL INSTITUTIONS & HOSPITALS Count: 1
9300-1 -- PROPERTY DAMAGE ACCIDENT/PI Count: 14
9300-2 -- ACCIDENT, NONTRAFFIC Count: 4
9400-1 -- VALID ALARM ACTIVATION Count: 5
9400-2 -- FALSE ALARM ACTIVATION Count: 5
9800-5 -- UNFOUNDED ALARMS Count: 1
9800-6 -- CIVIL MATTER DISPUTES/FAMILY TROUBLE Count: 30
9800-7 -- SUSPICIOUS SITUATION (CARS, PERSONS,PACKAGES, ETC) Count: 18
9800-8 -- LOST & FOUND PROPERTY Count: 10
9900-1 -- SUICIDE (INCLUDES ATTEMPTS) Count: 6
9900-2 -- NATURAL DEATH Count: 1
9900-3 -- MISSING PERSONS Count: 1
9900-8 -- GENERAL ASSISTANCE (ESCORTS, SERVICE CALLS) Count: 67
9900-9 -- GENERAL NONCRIMINAL Count: 80



ALMA POLICE DEPARTMENT

April 2026 Statistics:

March 2026

Traffic Stops 174

208

Citations Issued:

Moving Violations 27

12

Non-Moving Violations 18

11

Arrests:

Felony 12

8

Misdemeanor 40

26

City Ordinance 8

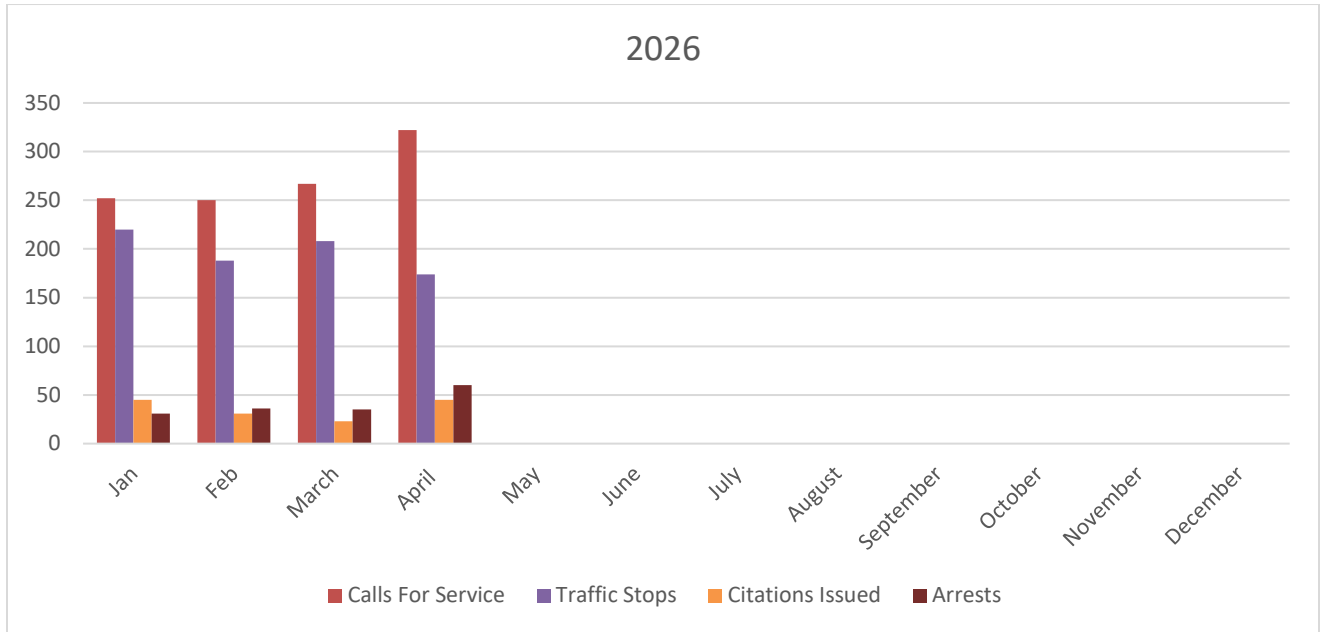
1

Accident Total: 18

11



ALMA POLICE DEPARTMENT



March 5, 2026

For the month of April, Alma Transit Center provided 5,795 rides.

Construction on the building expansion continues.

Unfortunately, gas prices have increased from an average of \$2.99 to \$3.33 a gallon. We are very grateful to be excluded from a lot of the Federal/State taxes.

We are still waiting for Spring.

Regards,

A handwritten signature in black ink that reads "Brett Baublitz". The signature is written in a cursive style with a prominent loop at the end of the last name.

Brett Baublitz
Director of Transportation

Alma Transit Center

Reporting Period: April 1 through April 30, 2026

Summary of Passenger Counts

Demand Response	Unlinked Passenger Trips	Regular	4,273
		Senior (65-74)	306
		Gold (75 and Older)	340
		Persons w/Disabilities	623
		Senior (65-74) w/Disability	105
		Gold (75 and Older) w/Disability	148
			5,795

Summary of Passenger Counts by Origin of Ride

Origin of Ride	Total
City of Alma	3,645
City of Ithaca	498
Township of Pine River	541
City of St. Louis	1,076
Township of Arcada	13
Township of North Shade	1
Township of North Star	3
Township of Seville	-
Township of Wheeler	1
Mt. Pleasant	10
Out of County - NEMT	7
Total	5,795

Daily Passenger Counts - Detailed

Day of Month	Regular			Senior (65-74)			Gold (75 and Older)			Total		
	Not	Dis	Total	Not	Dis	Total	Not	Dis	Total	Not	Dis	Total
Wednesday, April 1, 2026	115	25	140	15		15	11	7	18	141	32	173
Thursday, April 2, 2026	117	30	147	24	5	29	5	4	9	146	39	185
Monday, April 6, 2026	220	37	257	16	10	26	12	6	18	248	53	301
Tuesday, April 7, 2026	246	19	265	17	8	25	18	11	29	281	38	319
Wednesday, April 8, 2026	238	45	283	10	8	18	13	6	19	261	59	320
Thursday, April 9, 2026	205	24	229	17	6	23	17	12	29	239	42	281
Friday, April 10, 2026	210	35	245	12	6	18	19	6	25	241	47	288
Monday, April 13, 2026	202	34	236	15	6	21	24	6	30	241	46	287
Tuesday, April 14, 2026	234	34	268	12	6	18	18	4	22	264	44	308
Wednesday, April 15, 2026	222	22	244	11		11	11	8	19	244	30	274
Thursday, April 16, 2026	206	26	232	20	9	29	29	13	42	255	48	303
Friday, April 17, 2026	195	31	226	16	5	21	23	13	36	234	49	283
Monday, April 20, 2026	213	26	239	15	4	19	20	9	29	248	39	287
Tuesday, April 21, 2026	233	22	255	14	4	18	23	7	30	270	33	303
Wednesday, April 22, 2026	229	29	258	15	3	18	18	4	22	262	36	298
Thursday, April 23, 2026	193	31	224	9	5	14	10	2	12	212	38	250
Friday, April 24, 2026	177	33	210	22	3	25	11	6	17	210	42	252
Monday, April 27, 2026	201	26	227	11	2	13	23	8	31	235	36	271
Tuesday, April 28, 2026	202	23	225	11	3	14	13	9	22	226	35	261
Wednesday, April 29, 2026	193	39	232	12	6	18	14	3	17	219	48	267
Thursday, April 30, 2026	222	32	254	12	6	18	8	4	12	242	42	284
			-			-			-	-	-	-
Total	4,273	623	4,896	306	105	411	340	148	488	4,919	876	5,795

CITY OF ALMA
ALMA TRANSIT CENTER
Non-Financial Data Summary as of April 30, 2026

FY25/26	July	Aug	Sep	Oct	Nov	Dec	Jan	Feb	Mar	Apr	May	June	Total	
Vehicle Hours	1,424	1,361	1,495	1,464	1,198	1,275	1,468	1,426	1,518	1,493			14,122	
Excluded breaks	141	128	125	135	124	126	132	110	128	116			1,266	
	1,283	1,233	1,369	1,329	1,074	1,149	1,336	1,316	1,390	1,377			12,856	
Demand Response - Vehicle Miles	21,063	19,900	21,585	20,809	17,144	17,428	20,343	20,555	22,452	23,074			204,352	
Passenger Trips:														
Reg	2,453	2,470	3,906	4,025	3,390	3,241	4,126	4,198	4,297	4,273			36,379	70.5%
Elderly	923	794	726	628	485	605	537	546	591	646			6,481	12.6%
Persons with Disabilities	687	697	694	647	521	500	558	597	650	623			6,174	12.0%
Elderly w/Disabilities	336	302	224	308	232	216	229	237	263	253			2,600	5.0%
Total	4,399	4,263	5,550	5,608	4,628	4,562	5,450	5,578	5,801	5,795			51,634	
Days Operated	22	21	21	23	18	20	21	20	22	21			209	
Gasoline Gallons	2,862	2,631	2,708	2,645	2,268	2,234	2,426	2,600	2,781	2,808			25,963	
Gasoline \$	\$ 7,016	\$ 6,659	\$ 6,534	\$ 6,320	\$ 5,680	\$ 5,125	\$ 5,509	\$ 5,862	\$ 8,314	\$ 9,355			\$ 66,374	

July - Sep	Oct - Dec	Jan - Mar	Apr - June	FY25 Total
FY26 1st Qtr	FY26 2nd Qtr	FY26 3rd Qtr	FY26 4th Qtr	FY25 Total
4,280	3,937	4,413	1,493	14,122
395	384	371	116	1,266
3,885	3,553	4,042	1,377	12,856
62,548	55,380	63,350	23,074	204,352
8,829	10,656	12,621	4,273	36,379
2,443	1,718	1,674	646	6,481
2,078	1,668	1,805	623	6,174
862	756	729	253	2,600
14,212	14,798	16,829	5,795	51,634
64	61	63	21	209
8,200	7,147	7,808	2,808	25,963
\$ 20,210	\$ 17,125	\$ 19,685	\$ 9,355	\$ 66,374

FY24/25	July	Aug	Sep	Oct	Nov	Dec	Jan	Feb	Mar	Apr	May	June	Total	
Vehicle Hours	1,455	1,611	1,737	2,070	1,584	1,322	1,714	1,572	1,590	1,624	1,606	1,474	19,361	
Excluded breaks	38	39	51	72	49	56	95	136	110	85	73	91	894	
	1,417	1,573	1,686	1,998	1,535	1,266	1,619	1,436	1,480	1,539	1,533	1,384	18,467	
Demand Response - Vehicle Miles	20,016	21,979	22,441	26,126	20,348	18,633	23,893	22,826	23,408	25,503	25,616	22,584	273,373	
Passenger Trips:														
Reg	2,427	2,998	4,041	5,116	3,979	3,032	4,266	4,277	4,049	4,084	4,193	3,006	45,468	66.1%
Elderly	425	435	413	491	362	681	763	721	811	817	892	905	7,716	11.2%
Persons with Disabilities	709	826	840	1,001	820	720	727	677	743	893	793	738	9,487	13.8%
Elderly w/Disabilities	885	855	724	958	672	272	262	243	209	373	345	335	6,133	8.9%
Total	4,446	5,114	6,018	7,566	5,833	4,705	6,018	5,918	5,812	6,167	6,223	4,984	68,804	
Days Operated	22	22	21	23	19	19	22	20	21	21	21	21	252	
Gasoline Gallons	2,613	3,065	3,128	3,464	2,756	2,374	2,894	2,784	2,752	3,112	3,155	2,884	34,980	
Gasoline \$	\$ 8,039	\$ 8,955	\$ 8,559	\$ 8,976	\$ 6,937	\$ 5,844	\$ 7,089	\$ 6,566	\$ 6,641	\$ 7,898	\$ 7,783	\$ 7,383	\$ 90,669	

FY25 1st Qtr	FY25 2nd Qtr	FY25 3rd Qtr	FY25 4th Qtr	FY25 Total
4,803	4,976	4,876	4,705	19,361
127	177	342	249	894
4,676	4,800	4,535	4,456	18,467
64,436	65,107	70,127	73,703	273,373
9,466	12,127	12,592	11,283	45,468
1,273	1,534	2,295	2,614	7,716
2,375	2,541	2,147	2,424	9,487
2,464	1,902	714	1,053	6,133
15,578	18,104	17,748	17,374	68,804
65	61	63	63	252
8,806	8,594	8,430	9,151	34,980
\$ 25,552	\$ 21,757	\$ 20,296	\$ 23,064	\$ 90,669

FY23/24	July	Aug	Sep	Oct	Nov	Dec	Jan	Feb	Mar	Apr	May	June	Total	
Vehicle Hours	1,393	1,635	1,460	1,723	1,655	1,403	1,872	1,752	1,628	1,806	1,681	1,279	19,289	
Excluded breaks	47	76	60	99	77	36	65	52	67	53	65	23	720	
	1,346	1,560	1,400	1,624	1,578	1,367	1,807	1,700	1,561	1,753	1,616	1,257	18,569	
Demand Response - Vehicle Miles	21,332	24,842	23,363	24,024	24,358	20,335	25,459	26,194	23,295	26,519	24,601	19,173	283,495	
Passenger Trips:														
Reg	2,570	3,586	4,533	5,096	4,620	3,704	5,012	5,450	4,454	5,193	4,977	2,648	51,843	67.4%
Elderly	381	435	301	391	439	388	471	572	444	486	426	395	5,129	6.7%
Persons with Disabilities	773	875	847	906	938	810	922	922	898	893	956	743	10,483	13.6%
Elderly w/Disabilities	759	865	733	814	795	644	762	793	804	867	811	855	9,502	12.3%
Total	4,483	5,761	6,414	7,207	6,792	5,546	7,167	7,737	6,600	7,439	7,170	4,641	76,957	
Days Operated	20	23	22	22	21	18	22	21	21	22	22	22	254	
Gasoline Gallons	2,724	3,111	3,018	2,956	2,883	2,575	3,227	3,262	3,160	3,252	2,972	2,632	35,772	
Gasoline \$	\$ 7,999	\$ 9,982	\$ 9,270	\$ 9,342	\$ 8,205	\$ 6,727	\$ 7,262	\$ 8,088	\$ 8,990	\$ 9,578	\$ 9,408	\$ 7,760	\$ 102,611	

FY24 1st Qtr	FY24 2nd Qtr	FY24 3rd Qtr	FY24 4th Qtr	FY24 Total
4,488	4,781	5,252	4,767	19,289
183	212	184	141	720
4,306	4,569	5,068	4,626	18,569
69,537	68,717	74,948	70,293	283,495
10,689	13,420	14,916	12,818	51,843
1,117	1,218	1,487	1,307	5,129
2,495	2,654	2,742	2,592	10,483
2,357	2,253	2,359	2,533	9,502
16,658	19,545	21,504	19,250	76,957
65	61	64	64	254
8,852	8,414	9,650	8,856	35,772
\$ 27,250	\$ 24,274	\$ 24,340	\$ 26,746	\$ 102,611

To: Mayor and City Commission members

From: Assessing & Building Department

Building Permit List

05/06/2026

Permit #	Address	Category	Applicant Name	Date Issued	Date Expires	Amount Billed
PB26-013	1824 MICHIGAN AVE	Res. Add/Alter/Repair	LOTT ENTERPRISES LLC	04/02/2026	10/14/2026	\$100.00
PB26-011	238 RUBY CT	Res. Add/Alter/Repair	BASHORE II DANIEL R & KASE	04/03/2026	09/30/2026	\$140.00
PB26-014	125 E SUPERIOR	Commercial, Add/Alter/Repair	NLE PROPERTIES LLC	04/03/2026	09/30/2026	\$175.00
PB26-015	614 W SUPERIOR ST	Commercial, Add/Alter/Repair	Greenwald & B.C. Inc.	04/03/2026	09/30/2026	\$805.94
PB26-016	1280 N LAWN PARK	Res. Add/Alter/Repair	Stay Dry/Yvonne Brown	04/10/2026	10/25/2026	\$100.00
PB26-006	315 ROCKINGHAM AVE	Res. Utility Building	ESSEX JAMES M & CONFER DA'	04/10/2026	10/07/2026	\$232.50
PB26-017	995 FALKIRK	Res. Add/Alter/Repair	SILER MAX C	04/10/2026	10/11/2026	\$100.00
PB26-018	705 PINE AVE	Res. Add/Alter/Repair	Stay Dry/Yvonne Brown	04/16/2026	10/13/2026	\$150.00
PB26-019	1007 SANFORD AVE	Res. Add/Alter/Repair	Stay Dry/Yvonne Brown	04/21/2026	10/18/2026	\$100.00
PB26-020	424 GRAFTON	Res. Add/Alter/Repair	Stay Dry/Yvonne Brown	04/21/2026	10/18/2026	\$100.00
PB26-021	277 GEMSTONE DR	Res. New Construction	Stilig Homes LLC	04/27/2026	10/24/2026	\$767.60

Number of Permits: 11

Total Billed: \$2,771.04

Population: All Records

Permit.DateIssued Between 4/1/2026 12:00:00 AM AND

4/30/2026 11:59:59 PM AND

Permit.PermitType = Building

A regular meeting of the City of Alma Parks Committee was held at the Alma Municipal Building.

Present: Roger Allman, Josh Higbie, and Blaine Lafler.

Absent: Jamie Jerome, Rachel Molands, Andi Whitmore, and Luke Wright.

Also present: Curtis Dancer, Sara Krebbs, and Morgan Most.

Alma Finance Director Curtis Dancer called the meeting to order at 6:00 p.m. Dancer noted a quorum of the Committee was not present and suggested the group could continue with an unofficial meeting and review the items on the proposed agenda.

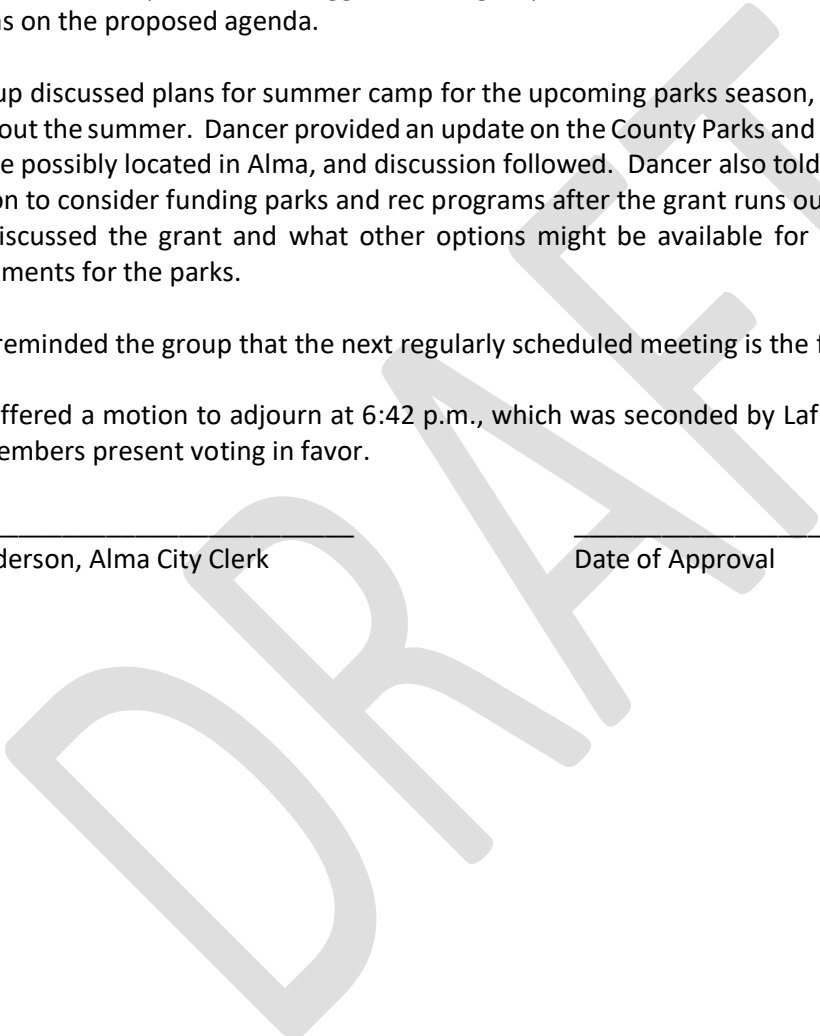
The group discussed plans for summer camp for the upcoming parks season, as well as other events planned throughout the summer. Dancer provided an update on the County Parks and Recreation proposal for a splash pad to be possibly located in Alma, and discussion followed. Dancer also told the group that the City is not in a position to consider funding parks and rec programs after the grant runs out at the end of September. The group discussed the grant and what other options might be available for programming, as well as other improvements for the parks.

Dancer reminded the group that the next regularly scheduled meeting is the fourth Monday in July.

Higbie offered a motion to adjourn at 6:42 p.m., which was seconded by Lafler. The motion passed with all three members present voting in favor.

Sara Anderson, Alma City Clerk

Date of Approval



**City of Alma
Planning Commission Minutes
May 4, 2026**

Planning Commission Chairperson Heather Therrien called a regular meeting of the Alma Planning Commission to order at 6:00 p.m. at the Alma Municipal Building. A quorum of the Planning Commission was present.

Present: Joshua Cromer, Justin Fonley, Jessica Gilkins (arrived after roll call), David Justin, Greg Mapes, Michelle Pitts, Tim Rath, and Heather Therrien.

Absent: Ellen Richter.

Chairperson Therrien led those present in the Pledge of Allegiance to the United States.

Approval of Minutes

Motion by Justin, seconded by Mapes, to approve the minutes of April 6, 2026, as presented. Motion carried.

Yes: Cromer, Fonley, Gilkins, Justin, Mapes, Pitts, Rath, and Therrien.

No: none.

Absent: Richter.

Site Plan Review

Chairperson Therrien provided the following information: A site plan has been received from Yatooma Oil to install a six-pump gas station, with a 25' x 75' canopy over the pumps, and renovation to the 1550 sq. ft. convenience store.

City Manager Aeris Ripley added the following information regarding staff review:

Location: 1604 E. Superior Street, a/k/a Sun-Up Foodmart.

Zoning District: B2, General Business

Fueling Station Convenience Store is permitted within the B2, General Business district as a special use and requires a special use permit.

Maximum Lot Coverage in the B2, General Business District is 40%.

- Lot Size: .43 acres – 18,731 sq. ft.
- Lot Coverage: 3,425 sq.ft.
 - Existing Building: 1,550 sq.ft.
 - New Canopy Over Fuel Pumps: 1,875 sq.ft.
 - Total Lot Coverage: 17%, Maximum 40%

Setbacks:

The existing building will remain and will be renovated. The renovation does not include changing the building envelope.

- Front (North) 33.5' from existing building to property line, required 35'.
- Rear (South) 48.4' from existing building to property line, required 30'.
- Side (East) 83.5' from existing building to property line, required 5'.
- Side (West) 21' from existing building to property line, required total of two sides equals 10'.

New Fuel Station Canopy

- Front (North) 27' from property line, required 15'.
- Rear (South) 26' from property line, required 15'.
- Side (East) 20.4' from property line, required 15'.

New Pump Islands

- Front (North) 31' from property line, required 25'.
- Rear (South) 30' from property line, required 25'.
- Side (East) 30.4' from property line, required 25'.

Parking

- Use is classified as a Convenience Store with Gasoline Services. Parking spaces required are 11; a total of 18 spaces are proposed around the convenience store and the fuel locations. Two of the proposed spaces are accessible. The number of proposed parking spaces meets the requirements. The spaces are 9' x 19', the maneuvering lane between parking spaces and the fuel pumps is 35', the space between the parking spaces and the edge of the canopy is 20', and the proposed spacing will provide adequate movement of vehicles.

Lighting

- Lighting plan shows the maximum fc (foot candle) at the property line is 0.6 fc, which is below the required fc at the property line of no more than 1 fc. The lighting plan meets the requirements of the ordinance.

Trash Removal

- A dumpster enclosure is proposed on the southeast corner of the parcel, meeting the requirements of the ordinance.

Landscaping

- No Landscaping plan provided; there is a note that screening will be provided for all mechanical equipment.

Planning Commission Member Jessica Gilkins arrived at 6:05 p.m.

Ripley noted Public Services Director, David Ringle, provided a review memo of the site plan. Ripley added the following staff comments and indicated site and canopy plans were included in the agenda packet.

Staff Comments:

- The engineer stated they would be consulting with the Drain Commission regarding the drain easement in the front yard setback.
- Section 60-78 – Automobile service stations/automobile convenience marts, auto repairs, paint and body shops: (13) The installation and use of an oil-water separator with monitoring capabilities in the facility's stormwater management system shall be required, as well as the use of best management practices for pollution for automobile filling/service operations, in order to protect surface water and groundwater quality.

Motion by Mapes, seconded by Pitts, to approve the March 9, 2026, Site Plan Review application, as submitted by Yatooma Oil, for construction of a six-pump gas station, with a 25' x 75' canopy over the pumps and renovation to the 1550 sq. ft. convenience store located at 1604 E. Superior Street. Motion carried.

Yes: Cromer, Fonley, Gilkins, Justin, Mapes, Pitts, Rath, and Therrien.

No: none.

Absent: Richter.

Parcel Division/Split Request

Chairperson Therrien provided the following information: an application for Parcel Split has been received from Kristin and Julio Benitez for the property identified as parcel number 29-51-344-563-10, which is currently a .205 acre parcel used as residential property. The Planning Commission is responsible for approving all splits/divisions, unless it is just a property line adjustment.

City Manager Ripley provided the following additional information:

Kristin and Julio Benitez have applied for a Parcel Division of the property identified as Parcel Number 51-344-563-10 (529 Gratiot), which is a combined parcel of 51-344-563-00 (parent parcel/parcel with the home) and 51-344-562-00 (child parcel/vacant parcel). The combination was completed because of Benitez's purchase of the vacant parcel 51-344-562-00. The combined parcel is now .205 acres and is zoned R1, Residential.

Ms. and Mr. Benitez propose to split off .0314 acres and sell it to the property owner at parcel 51-344-564-00. This parcel, too, contains a home (525 Gratiot), the sale will square up the parcels, with each parcel measuring .17 acres, more or less.

**City of Alma
Planning Commission Minutes
May 4, 2026**

The proposed split/division is located in the R1, Single Family Residential District. The current and future uses will remain R1, Single Family Residential uses.

The proposed split and combinations do not expand the noncompliance with the width at the building site, which is currently 45' more or less for each parcel, the requirement is 60'. The new parcel sizes of 7,405.2 sq.ft. pushes each lot over the minimum size per lot per dwelling unit of 6,000 sq.ft.

The City Assessor has requested and was provided with a copy of the final certified survey and certified legal descriptions and is waiting for the Commission's decision regarding the request.

Commission Member Justin spoke briefly about the history of the property. Brief discussion followed regarding location of houses on the related lots.

Motion by Justin, seconded by Fonley, to approve a Parcel Division application, dated November 25, 2025, from Kristin and Julio Benitez, for property identified as parcel number 29-51-344-563-10. Motion carried.

**Yes: Cromer, Fonley, Gilkins, Justin, Mapes, Pitts, Rath, and Therrien.
No: none.
Absent: Richter.**

Other Business

No other business was presented.

Invitation to Public

No public comments were offered.

Adjourn

Motion by Justin, seconded by Fonley, to adjourn the meeting at 6:10 p.m. Motion carried.

**Yes: Cromer, Fonley, Gilkins, Justin, Mapes, Pitts, Rath, and Therrien.
No: none.
Absent: Richter.**

Sara Anderson, Alma City Clerk

Date of Approval

A regular meeting of the Gratiot Area Water Authority was held at the Alma Public Library and called to order at 12:00 p.m. by Chairman Kurt Giles. A quorum of the Authority Board was present.

Roll Call

Authority Board members present: Kurt Giles, Aerick Ripley, Roxann Harrington, Bill Leonard, Kevin Palmer and Kasey Zehner.

Authority Board members absent: None.

Others present: David Ringle and Curtis Dancer.

Approval of Agenda

Motion by Authority Member Harrington, seconded by Authority Member Leonard, to approve the Agenda, as amended. Motion carried with a voice vote.

Aye: Giles, Ripley, Harrington, Leonard, Palmer and Zehner.

Nay: None.

Absent: None.

Approval of Minutes

Motion by Authority Member Palmer, seconded by Authority Member Ripley, to approve the minutes of January 9, 2026, as amended and January 30, 2026, as amended. Motion carried with a voice vote.

Aye: Giles, Ripley, Harrington, Leonard, Palmer and Zehner.

Nay: None.

Absent: None.

Communications

Requests for Payment

Requests for Purchase

Chairman Giles offered discussion on the request purchase a duplex compressor from Grainger. Brief discussion followed.

Motion by Authority Member Palmer, seconded by Authority Member Harrington, to approve the purchase of backflow device replacements from John E. Green Company. Motion carried with a voice vote.

Aye: Giles, Ripley, Harrington, Leonard, Palmer and Zehner.

Nay: None.

Absent: None.

Recommendations on Bids

New Business

Resolution 2026-001

GRATIOT AREA WATER AUTHORITY
2026-2027 Operating Budget

Minutes of the regular meeting of the Gratiot Area Water Authority Board (GAWA Board) held at the City of Alma Municipal Building, 525 E. Superior Street, Alma, Michigan held on the 1st day of May 2026, at 12:00 p.m.

Present: Kurt Giles, Aerick Ripley, Roxann Harrington, Bill Leonard, Kevin Palmer and Kasey Zehner.

Absent: None.

The following preamble and resolution were offered by Member Harrington and seconded by Member Ripley.

WHEREAS, in accordance with the Gratiot Area Water Authority Articles of Incorporation, ARTICLE XI.C., the Board shall, prior to March 1 of each year, prepare, adopt and file with the legislative bodies of the Constituent Municipalities, an annual budget for the next fiscal year covering the proposed expenditures to be made for the organization and operation of the Authority, and

WHEREAS, the Finance Committee has submitted and filed with the Gratiot Area Water Authority Board (Board) a proposed estimate of revenues and operating expenses for 2026-27 fiscal year on May 1, 2026. Lateness of this budget being due to time constraints and workload of available respective staff.

WHEREAS, a five year plan of capital improvements was filed on May 1, 2026.,

NOW, THEREFORE, BE IT RESOLVED, the Board does hereby adopt the operating budget as presented and attached said Total Operating Expenses being \$1,395,464, with total expenses including depreciation expected to be \$2,424,154. Capital Improvements to be paid from replacement reserves for the 2026-27 year are expected to be \$339,000.

Ayes: Giles, Ripley, Harrington, Leonard, Palmer and Zehner.
Nays: None.
Absent: None.

Resolution declared adopted this 1st day of May 2026.

Resolution 2026-002
GRATIOT AREA WATER AUTHORITY
Wholesale Water Rate Change

Minutes of a Regular meeting of the Gratiot Area Water Authority held at the City of Alma Meeting Room, 525 E Superior St. Alma, County of Gratiot, Michigan held on the 1st day of May 2026, at 12:00 P.M.

Present: Kurt Giles, Aeris Ripley, Roxann Harrington, Bill Leonard, Kevin Palmer and Kasey Zehner.
Absent: None.

The following preamble and resolution were offered by Member Harrington and supported by Member Zehner.

WHEREAS, the Gratiot Area Water Authority has determined that all operational costs will be covered by rates each year and as much of depreciation shall be funded as possible without causing an unreasonable increase in fees.

WHEREAS, the Gratiot Area Water Authority has tasked its Finance Committee to recommend a rate reflective of such desires, and such committee has offered a recommendation of an increase.

NOW THEREFORE IT BE RESOLVED, the Gratiot Area Water Authority Board of Directors will set the wholesale water rates to the cities of Alma and St. Louis at \$3.80 per thousand-gallon unit, effective with service beginning July 1, 2026.

Ayes: Giles, Ripley, Harrington, Leonard, Palmer and Zehner.

Nays: None.

Absent: None.

Resolution declared adopted this 1st day of May, 2026.

Chairman Giles offered discussion on the Proposed Transition of Accounting Services between the City of St. Louis and City of Alma for the Gratiot Area Water Authority. Curtis Dancer, Finance Director for the City of Alma, said that the authority's Finance committee would look at the budget and rate increases annually. The board will consist of Curtis, Bobbie Marr – City of St. Louis Finance Director, and a member of the GAWA board.

Motion by Authority Member Zehner, seconded by Authority Member Harrington, to approve the five-year Capital Improvement Program. Motion carried with a voice vote.

Aye: Giles, Ripley, Harrington, Leonard, Palmer and Zehner.

Nay: None.

Absent: None.

Unfinished Business

Reports

Chairman Giles offered discussion on the Financial Statements through April 2026. Brief discussion followed.

Motion by Authority Member Harrington, seconded by Authority Member Ripley, to receive the Financial Statements April 2026. Motion carried with a voice vote.

Aye: Giles, Ripley, Harrington, Leonard, Palmer and Zehner.

Nay: None.

Absent: None.

Appropriations

Motion by Authority Member Palmer, seconded by Authority Member Zehner, to approve and ratify the claims and accounts through April 2026 in the amount of \$386,398.16. Motion carried with a voice vote.

Aye: Giles, Ripley, Harrington, Leonard, Palmer and Zehner.

Nay: None.

Absent: None.

Public Comment

Adjournment

Motion by Authority Member Harrington, seconded by Authority Member Palmer, to adjourn the meeting. Chairman Giles adjourned the meeting at 12:28 p.m.

Kim Fellows, Recording Secretary

Date of Approval



City Manager Newsletter

May 8, 2026

Sculpture Program

The Alma Public Art Advisory Board and the KAB have decided to continue our working relationship with the Clare County Arts Council Sculpture Loan Program. The APAAB and the KAB have decided to keep the three sculptures from last year's loan for one additional year; these include: "Prudence Peacock", "Heart", and "Helicopter Seeds", which will remain in their current locations downtown.

Starting the week of May 11th, the community will see two additional sculptures brought to our community through the sculpture loan program. The new additions include: "**Kaleidoscope**" and "**Protective Species**", which will be located in the alley between the Cobbler Shop and the Wright Leppien Opera House, and in the pocket park near the Community Cabinet.

The sculpture project is made possible by generous donations from community members to Keep Alma Beautiful for beautification and public art efforts. Last year's sculpture project was also fortunate to receive a grant from the Gratiot County Community Foundation to assist with the costs of the sculpture loan program. The APAAB and KAB hope that the community and our visitors enjoy the public art and find it worthwhile to donate so that more art can be added to our public spaces.

FY2027 Budget Questions

On Tuesday's agenda is the public hearing for the FY2027 Budget. There are two questions I would like the Commission to consider so staff can gather the necessary information for the Commission and the public. The first concerns the two remaining downtown parking lots. The cost estimate to crush and reshape the lots is \$680,000. As part of that discussion, a maintenance fee for the upkeep of the parking lots should be considered. One recommendation is to tie the two together; the city will invest in the project as long as the downtown agrees to a maintenance fee.

The second concerns the capital improvements needed at the library. The proposed budget outlined the improvements needed at the library over the next 2 to 10 years, and as part of that discussion, the idea of bonding those improvements was raised. If this is something the Commission would like to consider, the next scheduled elections are in August and November. The ballot language will be needed by July. The next available election would be the special election date in May of 2027.

GAWA Accounting

At this month's GAWA meeting, the board reviewed and approved a recommendation from the St. Louis and Alma Financial Departments to transition the accounting services for GAWA back to the City of Alma.

The approved transition will move the day-to-day accounting and financial processing responsibilities to the City of Alma effective July 1, 2026. The motion also authorized the City of St. Louis to complete fiscal year-end closing and coordinate the audit for the year ending June 30, 2026, and to reestablish the Finance Committee with participation from both communities' Finance Directors in an advisory capacity to support budget development, financial oversight, and rate-setting activities. I want to thank our GAWA partner, the City of St. Louis, for all the work and oversight of GAWA finances, especially during the closeout of the EPA-funded water projects, and I look forward to our continued partnership.

Drinking Water SRF Service Line Replacement Update

The lead and galvanized service line replacement portion of the Drinking Water State Revolving Fund program is expected to begin wrapping up within the next few weeks. As of the writing of this newsletter, **79 water service line replacements have been completed**, with **35 remaining**. Of those remaining, **27 property owners have signed authorization forms confirming they want their service lines replaced** through the program.

Overall, most residents have been willing to participate in the replacement program. However, **eight addresses remain unresolved**. Of those eight, **two customers have formally declined to have their water service lines replaced**. City staff have made numerous attempts to contact the remaining six property owners, including visits at different times of day, evening attempts, and multiple mailings through the U.S. Postal Service. To date, the staff has been unable to make contact. These six properties appear to be vacant, with no indication that anyone currently resides there or has resided there for some time.

During the Commission's goal-setting session in early February, Commissioners expressed interest in requiring customers who refuse replacement through the Drinking Water SRF program to have their water service discontinued until the service line is replaced. If the Commission still wishes to proceed in that direction, the City Attorney and staff will prepare proposed ordinance language for formal consideration. Upon approval, staff would send a final notice by certified mail, requiring the property owner to schedule the replacement by a specified deadline or face the discontinuation of water service. If water service is discontinued, the dwelling would be deemed uninhabitable, triggering an eviction process. The bottom line is that the City has a liability to continue water service to a home that has been identified as potentially connected to lead in the past, thereby making the home an unsafe environment for human habitation.

The water line replacement is free for the homeowner and is currently covered by the DWSRF grant funds. If this work is not completed by the end of August, the city would still be responsible for replacing the line, but in this scenario, the city ratepayers would have to foot the bill, which is not fair to everyone else as we try to keep rate costs down.

In addition to the known replacement locations, several long-vacant homes with service lines of unknown material remain uninspected. These properties have reportedly been vacant for more than a decade, lack water meters, and have not had active water accounts since 2016. Because much of the City's service line identification work was completed through the meter replacement program, these properties were not inspected as part of that process.

As a next step, the staff recommends proceeding with exploratory excavation at the curb stop for these properties to document the materials and condition of the service lines. If any of these service lines are determined to be lead or galvanized steel previously connected to lead, the City would like to remove the curb stop valve and abandon the water service line. Before any future occupancy, the property owner would be required to install a new water service line at their own expense.

The Staff prefers to explore this option because EGLE considers the presence of a curb stop as an indicator that a service line remains active. The City is responsible for identifying and addressing the material of all active service lines, regardless of whether water service is currently turned on or off. Removing the curb stop and abandoning the service would clarify that the line is no longer active and would reduce the City's obligation to replace service lines at public expense for properties that have not maintained occupancy or active water service for many years.

Public Works Projects

The Chatterton Street water main project is almost complete, with the only remaining item being the asphalt placement. The North State Street water and sewer extension project has removed the road subbase and road surface, manhole structures have been placed, and the water main extension is well underway. The West Center water main project is ready for the tie-in with the water plant, which involves going under the railroad tracks. This work is scheduled with the railroad next week, as this work requires RR Flagmen to be on site during the process. The roadway is ready for the concrete subbase that was removed to replace the water main. Once the concrete has cured, the remaining asphalt road surface will be milled, and a new layer of asphalt will be placed. This will complete this project. The N. State and W. Center projects will not be completed by Festival weekend; the detour routes have been modified to get our community and visitors around before, during, and after the parade. It will be a little less convenient, but it is what we have to work with at the moment.

The CWSRF Wastewater Treatment Upgrade Project is out for bid. A contractor on-site walkthrough is scheduled for May 18, 2026, with the bids due on June 18, 2026. Staff and the engineer will have recommendations for the June 23, 2026, City Commission Meeting.

Fire Academy Graduates

We would like to congratulate the Alma Fire District's two new firefighters, **Zachary Rulapaugh and Colton Pratt**, on their graduation from the Fire Academy, and they are now certified in Firefighter 1 & 2.

Transit Building Expansion

Photos of the expansion progress are included, as they have been for the past few months. We do see the light at the end of the tunnel. The schedule the contractor shared with us this week indicates that the Mechanical Installations, Electrical Installations, Finish Dry Wall, Painting, Drop Ceiling, AC, and Hot Water Heater, Detention Pond touch-ups, and fill and grade the lay-down area are to be completed by May 29, 2026. The finish schedule is good timing, as the asphalt contractor is scheduled to be on site the first week of June.

Two New Sculptures for 2026-2027



Kaleidoscope




Protective Species



Alma Fire District – Fire Academy Graduation May 6, 2026

Alma Transit Building Expansion Photos 5-7-5206



Alma Transit Building Expansion Photos 5-7-5206



Alma Transit Building Expansion Photos 5-7-5206



WARRANT TO THE TREASURER

WARRANT NO. 26-21 CITY OF ALMA

MAY 12, 2026

The attached claims have been allowed by the City Commission, and you are hereby authorized to release payment for each of the claims as covered by the checks listed on the attachment.

Internal service fund transfers for the period of April 24, 2026, through May 7, 2026:

ACCOUNTING:	\$	0.00
INFORMATION TECHNOLOGY:	\$	0.00
HUMAN RESOURCES:	\$	0.00
ENGINEERING SERVICES:	\$	0.00
PUBLIC WORKS SERVICES:	\$	0.00
EQUIPMENT RENTAL CHARGES:	\$	0.00

Payroll of May 7, 2026, totaling \$340,217.77 in gross wages, employer taxes and benefit costs.

SIGNED: _____
Sara Anderson, City Clerk

COUNTERSIGNED: _____
Aeric Ripley, City Manager

Inv Num Inv Ref#	Vendor Description GL Distribution	Inv Date Entered By	Due Date	Inv Amt	Amt Due	Status	Jrnalized Post Date
198-538245 100351	A-1 Truck Parts, Inc. UNIT #504 MAINTENANCE PARTS 661-532.000-780.000	05/04/2026 CDANCER MAINTENANCE PARTS	05/13/2026	61.19 61.19	61.19	Open	N 05/04/2026
198-538102 100368	A-1 Truck Parts, Inc. UNIT #504 MAINTENANCE PARTS 661-532.000-780.000	04/30/2026 CDANCER MAINTENANCE PARTS	05/13/2026	37.19 37.19	37.19	Open	N 04/30/2026
5504/8 100361	ACE HARDWARE FORESTRY SUPPLIES 203-449.121-740.000	04/22/2026 CDANCER MATERIALS/SUPPLIES	05/13/2026	29.98 29.98	29.98	Open	N 04/22/2026
5506/8 100362	ACE HARDWARE PUBLIC WORKS SUPPLIES 661-532.000-740.000	04/22/2026 CDANCER MATERIALS/SUPPLIES	05/13/2026	29.99 29.99	29.99	Open	N 04/22/2026
5491/8 100363	ACE HARDWARE CITY HALL SUPPLIES 101-265.000-740.000	04/20/2026 CDANCER MATERIALS/SUPPLIES	05/13/2026	14.99 14.99	14.99	Open	N 04/20/2026
5528/8 100364	ACE HARDWARE CEMETERY BUILDING SUPPLIES 101-567.000-740.000	04/27/2026 CDANCER MATERIALS/SUPPLIES	05/13/2026	17.99 17.99	17.99	Open	N 04/27/2026
1708612424738 100353	ADVANCE AUTO PARTS UNIT 504 MAINTENANCE PARTS 661-532.000-780.000	05/04/2026 CDANCER MAINTENANCE PARTS	05/13/2026	6.65 6.65	6.65	Open	N 05/04/2026
1708611855599 100376	ADVANCE AUTO PARTS SHOP SUPPLIES 661-532.000-740.000	04/28/2026 CDANCER MATERIALS/SUPPLIES	05/13/2026	62.28 62.28	62.28	Open	N 04/28/2026
9168676160 100371	Airgas USA, LLC SHOP SUPPLIES 661-532.000-740.000	01/26/2026 CDANCER MATERIALS/SUPPLIES	05/13/2026	458.06 458.06	458.06	Open	N 01/26/2026
05052026 100315	ALL AMERICAN PEST CONTROL SERVICE FEES 101-265.000-801.000	05/05/2026 CDANCER CONTRACT FEES	05/13/2026	175.00 175.00	175.00	Open	N 05/05/2026

Inv Num Inv Ref#	Vendor Description GL Distribution	Inv Date Entered By	Due Date	Inv Amt	Amt Due	Status	Jrnalized Post Date
5847 100478	ALLIED FIRE SALES &SERVICE SAFETY GEAR 597-336.000-741.000	04/22/2026 CDANCER UNIFORMS/SAFETY EQUIPMENT	05/13/2026	1,348.15 1,348.15	1,348.15	Open	N 04/22/2026
A620052 100355	ALMA BOLT & SUPPLY SHOP SUPPLIES 661-532.000-740.000	04/27/2026 CDANCER MATERIALS/SUPPLIES	05/13/2026	28.56 28.56	28.56	Open	N 04/27/2026
A618191 100396	ALMA BOLT & SUPPLY MAINTENANCE PARTS 590-527.000-787.000	04/09/2026 CDANCER MAINTENANCE SUPPLIES	05/13/2026	5.10 5.10	5.10	Open	N 04/09/2026
224495474 100386	ALMA COLLEGE BOOKSTORE FEDEX SHIPPING CHARGES 590-527.000-740.000	04/29/2026 CDANCER MATERIALS/SUPPLIES	05/13/2026	7.28 7.28	7.28	Open	N 04/29/2026
225145959 100463	ALMA COLLEGE BOOKSTORE FEDEX SHIPPING 590-527.000-740.000	05/06/2026 CDANCER MATERIALS/SUPPLIES	05/13/2026	20.03 20.03	20.03	Open	N 05/06/2026
C378285 100394	ALMA HARDWARE MAINTENANCE PARTS 590-527.000-787.000	04/27/2026 CDANCER MAINTENANCE SUPPLIES	05/13/2026	18.47 18.47	18.47	Open	N 04/27/2026
A83873 100432	ALMA HARDWARE SHIPPING CHARGES 590-527.000-740.000	04/27/2026 CDANCER MATERIALS/SUPPLIES	05/13/2026	21.40 21.40	21.40	Open	N 04/27/2026
C378652 100464	ALMA HARDWARE MAINTENANCE PARTS 590-527.000-787.000	05/06/2026 CDANCER MAINTENANCE SUPPLIES	05/13/2026	160.15 160.15	160.15	Open	N 05/06/2026
B383350 100471	ALMA HARDWARE MAINTENANCE PARTS 590-527.000-787.000	05/05/2026 CDANCER MAINTENANCE SUPPLIES	05/13/2026	20.98 20.98	20.98	Open	N 05/05/2026
B383155 100479	ALMA HARDWARE TARPS FOR SCBA JAWS AND SOAP FOR H 597-336.000-740.000	04/28/2026 CDANCER MATERIALS/SUPPLIES	05/13/2026	49.46 49.46	49.46	Open	N 04/28/2026

Inv Num Inv Ref#	Vendor Description GL Distribution	Inv Date Entered By	Due Date	Inv Amt	Amt Due	Status	Jrnlized Post Date
05/01/2026							
100352	ALMA HIGHLAND FESTIVAL GRANGER 2026 ALMA HIGHLAND FESTIVA 408-765.000-801.000	05/06/2026 AHUNTOON CONTRACT FEES	05/13/2026	1,000.00 1,000.00	1,000.00	Open	N 05/06/2026
1RKD-N6TN-FWMK							
100324	AMAZON CAPITAL SERVICES LIBRARY SUPPLIES 510-790.000-740.000	04/28/2026 CDANCER MATERIALS/SUPPLIES	05/13/2026	90.73 90.73	90.73	Open	N 04/28/2026
14J3-DLFP-Y1KK							
100333	AMAZON CAPITAL SERVICES SUPPLIES - WATER DISTRIBUTION AND 103-536.520-740.000 591-536.552-740.000	04/24/2026 CDANCER MATERIALS/SUPPLIES MATERIALS/SUPPLIES	05/13/2026	200.88 186.15 14.73	200.88	Open	N 04/24/2026
1XMG-W1FV-7CKM							
100334	AMAZON CAPITAL SERVICES GAWA SUPPLIES 103-536.520-740.000	04/28/2026 CDANCER MATERIALS/SUPPLIES	05/13/2026	57.22 57.22	57.22	Open	N 04/28/2026
17P7-93VJ-RVPX							
100335	AMAZON CAPITAL SERVICES GAWA SUPPLIES 103-536.520-740.000	05/01/2026 CDANCER MATERIALS/SUPPLIES	05/13/2026	89.00 89.00	89.00	Open	N 05/01/2026
1HPY-CLF6-TFWP							
100336	AMAZON CAPITAL SERVICES CREDIT MEMO - RETURNED ITEM 591-536.552-740.000	05/02/2026 CDANCER MATERIALS/SUPPLIES	05/13/2026	(22.96) (22.96)	(22.96)	Open	N 05/02/2026
1KT9-76RC-GVG4							
100337	AMAZON CAPITAL SERVICES WATER DISTRIBUTION SUPPLIES 591-536.552-740.000	05/01/2026 CDANCER MATERIALS/SUPPLIES	05/13/2026	22.96 22.96	22.96	Open	N 05/01/2026
1TJV-PDPQ-F97K							
100381	AMAZON CAPITAL SERVICES SPORTS EQUIPMENT - PICKLEBALL 208-751.000-746.000	04/28/2026 CDANCER TOOLS/EQUIPMENT	05/13/2026	223.94 223.94	223.94	Open	N 04/28/2026
1TNK-33QH-L3L6							
100382	AMAZON CAPITAL SERVICES CREDIT MEMO - SHIPPING REMOVED 208-751.000-746.000	04/28/2026 CDANCER TOOLS/EQUIPMENT	05/13/2026	(3.39) (3.39)	(3.39)	Open	N 04/28/2026
1W1L-TVFQ-3RH4							
100397	AMAZON CAPITAL SERVICES BOOKS AND DVDS	04/14/2026 CDANCER	05/13/2026	70.45	70.45	Open	N 04/14/2026

Inv Num Inv Ref#	Vendor Description	Inv Date Entered By	Due Date	Inv Amt	Amt Due	Status	Jrnlized Post Date
	GL Distribution						
	510-790.000-973.100	ADULT FICTIONAL BOOKS FICTION		10.41			
	510-790.000-973.200	ADULT NONFICTIONAL BOOKS NONFICTION		34.54			
	510-790.000-749.700	DVD/VIDEO COLLECTION DVD/VIDEO		19.96			
	510-790.000-744.000	POSTAGE		5.54			
<hr/>							
1L3F-DYMH-7GPT							
100418	AMAZON CAPITAL SERVICES LIBRARY SUPPLIES	04/22/2026 CDANCER	05/13/2026	73.44	73.44	Open	N 04/22/2026
	510-790.000-740.000	MATERIALS/SUPPLIES		73.44			
<hr/>							
1W69-PQVQ-YGT9							
100419	AMAZON CAPITAL SERVICES BOOKS	02/14/2026 CDANCER	05/13/2026	47.46	47.46	Open	N 02/14/2026
	510-790.000-973.100	ADULT FICTIONAL BOOKS FICTION		47.46			
<hr/>							
1T6J-916V-16DD							
100420	AMAZON CAPITAL SERVICES BOOKS, DVDS AND LIBRARY SUPPLIES	02/04/2026 CDANCER	05/13/2026	207.20	207.20	Open	N 02/04/2026
	510-790.000-740.000	MATERIALS/SUPPLIES		41.82			
	510-790.000-973.100	ADULT FICTIONAL BOOKS FICTION		48.92			
	510-790.000-973.200	ADULT NONFICTIONAL BOOKS NONFICTION		96.55			
	510-790.000-749.700	DVD/VIDEO COLLECTION DVD/VIDEO		14.99			
	510-790.000-744.000	POSTAGE		4.92			
<hr/>							
1G9M-7H4J-D71K							
100421	AMAZON CAPITAL SERVICES LIBRARY SUPPLIES	04/14/2026 CDANCER	05/13/2026	68.25	68.25	Open	N 04/14/2026
	510-790.000-740.000	MATERIALS/SUPPLIES		68.25			
<hr/>							
1KNR-994P-6WNN							
100422	AMAZON CAPITAL SERVICES PROGRAMMING SUPPLIES	04/15/2026 CDANCER	05/13/2026	261.55	261.55	Open	N 04/15/2026
	208-751.000-740.790	LIBRARY PROGRAM SUPPLIES		261.55			
<hr/>							
11N4-7NHT-1X16							
100423	AMAZON CAPITAL SERVICES LIBRARY SUPPLIES	04/12/2026 CDANCER	05/13/2026	184.24	184.24	Open	N 04/12/2026
	510-790.000-740.000	MATERIALS/SUPPLIES		184.24			
<hr/>							
31621215878469							
100414	ANN ARBOR DISTRICT LIBRARY LOST/DAMAGED MELCAT BOOK	02/05/2026 CDANCER	05/13/2026	9.99	9.99	Open	N 02/05/2026
	510-790.000-972.100	JUVENILE FICTIONAL BOOKS FICTION		9.99			
<hr/>							
41763411							
100411	APPLIED CAPITAL, LLC LIBRARY COPIER FEES	04/15/2026 CDANCER	05/13/2026	220.86	220.86	Open	N 04/15/2026
	510-790.000-801.000	CONTRACT FEES		220.86			

Inv Num Inv Ref#	Vendor Description GL Distribution	Inv Date Entered By	Due Date	Inv Amt	Amt Due	Status	Jrnalized Post Date
41853897 100487	APPLIED CAPITAL, LLC POLICE COPIER FEES 101-301.000-801.000	04/25/2026 CDANCER CONTRACT FEES	05/13/2026	175.75 175.75	175.75	Open	N 04/25/2026
3117438 100425	APPLIED INNOVATION CONTRACT BASE RATE CHARGES 04/02/2 101-191.000-801.000	04/01/2026 CDANCER CONTRACT FEES	05/13/2026	417.61 417.61	417.61	Open	N 04/01/2026
3114329 100426	APPLIED INNOVATION CONTRACT BASE RATE CHARGES 03/12/2 661-532.000-801.000	03/30/2026 CDANCER CONTRACT FEES	05/13/2026	153.66 153.66	153.66	Open	N 03/30/2026
3108866 100427	APPLIED INNOVATION CONTRACT BASE RATE CHARGES 03/27/2 588-596.000-801.000	04/07/2026 CDANCER CONTRACT FEES	05/13/2026	47.44 47.44	47.44	Open	N 04/07/2026
3098030 100428	APPLIED INNOVATION CONTRACT BASE RATE CHARGES 03/12/2 590-527.000-801.000	03/12/2026 CDANCER CONTRACT FEES	05/13/2026	153.66 153.66	153.66	Open	N 03/12/2026
3085339 100429	APPLIED INNOVATION CONTRACT BASE RATE 03/02/2026 TO 0 101-191.000-801.000	03/02/2026 CDANCER CONTRACT FEES	05/13/2026	417.61 417.61	417.61	Open	N 03/02/2026
IN2603285575 100327	BLUE 360 MEDIA, LLC BOOKS 510-790.000-973.200	04/21/2026 CDANCER ADULT NONFICTIONAL BOOKS NONFICTION	05/13/2026	98.76 98.76	98.76	Open	N 04/21/2026
IN2604285838 100488	BLUE 360 MEDIA, LLC MICHIGAN PENAL CODE & VEHICLE LAW 101-301.000-746.000	04/21/2026 CDANCER TOOLS/EQUIPMENT	05/13/2026	101.95 101.95	101.95	Open	N 04/21/2026
13030800 100484	CHROUCH COMMUNICATIONS TOOLS 101-301.000-746.000	03/30/2026 CDANCER TOOLS/EQUIPMENT	05/13/2026	2,278.90 2,278.90	2,278.90	Open	N 03/30/2026
13136000 100485	CHROUCH COMMUNICATIONS SERVICE CALL 101-301.000-801.000	04/30/2026 CDANCER CONTRACT FEES	05/13/2026	322.12 322.12	322.12	Open	N 04/30/2026

Inv Num Inv Ref#	Vendor Description GL Distribution	Inv Date Entered By	Due Date	Inv Amt	Amt Due	Status	Jrnlized Post Date
12942400 100486	CHROUGH COMMUNICATIONS PATROL VEHICLE UPFIT-2025 POLICE I 101-301.000-970.000 101-301.000-970.000	03/30/2026 CDANCER	05/13/2026	18,999.60	18,999.60	Open	N 03/30/2026
		2025 POLICE INTERCEPTOR EQUIP UPFIT CAPITAL OUTLAY		17,465.20 1,534.40			
4268387056 100495	CINTAS CONTRACT FEES 101-301.000-801.000	05/06/2026 CDANCER	05/13/2026	123.79	123.79	Open	N 05/06/2026
		CONTRACT FEES		123.79			
APR26 500 E SUPERIOR 100320	CITY OF ALMA ACCOUNT NUMBER 665050000-001 510-790.000-927.000	04/30/2026 CDANCER	05/13/2026	665.66	665.66	Open	N 04/30/2026
		WATER/SEWER		665.66			
APR26 1105 WILLOW RU 100328	CITY OF ALMA ACCOUNT NUMBER 763110500-001 588-596.000-927.000	04/30/2026 CDANCER	05/13/2026	149.87	149.87	Open	N 04/30/2026
		WATER/SEWER		149.87			
APR26 219 N STATE 100345	CITY OF ALMA ACCOUNT NUMBER 645021900-001 580-265.860-927.000 580-265.870-927.000	04/30/2026 CDANCER	05/13/2026	224.29	224.29	Open	N 04/30/2026
		WATER/SEWER		132.33			
		WATER/SEWER		91.96			
APR26 217 N STATE 100346	CITY OF ALMA ACCOUNT NUMBER 645021700-001 580-265.850-927.000	04/30/2026 CDANCER	05/13/2026	373.38	373.38	Open	N 04/30/2026
		WATER/SEWER		373.38			
APR26 901 WASHINGTON 100473	CITY OF ALMA ACCOUNT NUMBER 730090100-001 590-527.000-927.000	04/30/2026 CDANCER	05/13/2026	190.30	190.30	Open	N 04/30/2026
		WATER/SEWER		190.30			
203679306273 100433	CONSUMERS ENERGY APRIL 2026 351 N COURT AVE 1000 00 510-790.000-921.000	04/27/2026 CDANCER	05/13/2026	2,846.35	2,846.35	Open	N 04/27/2026
		ELECTRICITY		2,846.35			
202166430024 100434	CONSUMERS ENERGY APRIL 2026 351 N COURT AVE 1000 20 510-790.000-923.000	04/27/2026 CDANCER	05/13/2026	843.76	843.76	Open	N 04/27/2026
		NATURAL GAS		843.76			

Inv Num Inv Ref#	Vendor Description GL Distribution	Inv Date Entered By	Due Date	Inv Amt	Amt Due	Status	Jrnalized Post Date
201454524048 100435	CONSUMERS ENERGY APRIL 2026 1402 MICHIGAN AVE 1000 101-751.000-921.000	04/30/2026 CDANCER ELECTRICITY	05/13/2026	36.80 36.80	36.80	Open	N 04/30/2026
202967349080 100436	CONSUMERS ENERGY APRIL 2026 TRAFFIC LIGHT(S) 1000 0 202-449.161-921.000 101-191.000-806.000	04/30/2026 CDANCER ELECTRICITY BANK FEES	05/13/2026	200.19 196.21 3.98	200.19	Open	N 04/30/2026
202967349081 100437	CONSUMERS ENERGY APRIL 2026 STREET LIGHT(S) 1000 00 101-448.000-921.000 101-191.000-806.000	04/30/2026 CDANCER ELECTRICITY BANK FEES	05/13/2026	2,168.43 2,125.18 43.25	2,168.43	Open	N 04/30/2026
203056339478 100438	CONSUMERS ENERGY APRIL 2026 AREA LIGHT(S) 1000 0017 101-448.000-921.000 101-191.000-806.000	04/30/2026 CDANCER ELECTRICITY BANK FEES	05/13/2026	21.66 21.22 0.44	21.66	Open	N 04/30/2026
206793393525 100439	CONSUMERS ENERGY APRIL 2026 48801 LED LIGHT RD 1030 101-448.000-921.000 101-191.000-806.000	04/30/2026 CDANCER ELECTRICITY BANK FEES	05/13/2026	4,546.31 4,456.20 90.11	4,546.31	Open	N 04/30/2026
202344429885 100440	CONSUMERS ENERGY APRIL 2026 201 GEMSTONE DR 1000 22 590-527.000-921.000	04/28/2026 CDANCER ELECTRICITY	05/13/2026	68.46 68.46	68.46	Open	N 04/28/2026
206793388385 100441	CONSUMERS ENERGY APRIL 2026 1334 CHARLES AVE 1000 2 590-527.000-921.000	04/28/2026 CDANCER ELECTRICITY	05/13/2026	61.78 61.78	61.78	Open	N 04/28/2026
205103061689 100442	CONSUMERS ENERGY APRIL 2026 330 RIVERSIDE DR 1000 2 590-527.000-921.000	04/28/2026 CDANCER ELECTRICITY	05/13/2026	115.36 115.36	115.36	Open	N 04/28/2026
202789358540 100443	CONSUMERS ENERGY APRIL 2026 106 GRANT AVE 1000 0007 590-527.000-921.000	04/28/2026 CDANCER ELECTRICITY	05/13/2026	127.82 127.82	127.82	Open	N 04/28/2026

Inv Num Inv Ref#	Vendor Description GL Distribution	Inv Date Entered By	Due Date	Inv Amt	Amt Due	Status	Jrnalized Post Date
202789358574 100444	CONSUMERS ENERGY APRIL 2026 914 RIVERVIEW DR 1000 0 CDANCER 590-527.000-921.000	04/28/2026 ELECTRICITY	05/13/2026	432.67 432.67	432.67	Open	N 04/28/2026
202789358539 100445	CONSUMERS ENERGY APRIL 2026 721 E MARSHALL ST 1000 CDANCER 590-527.000-921.000	04/28/2026 ELECTRICITY	05/13/2026	148.50 148.50	148.50	Open	N 04/28/2026
202789358537 100446	CONSUMERS ENERGY APRIL 2026 529 GRAFTON AVE 1000 00 CDANCER 590-527.000-921.000	04/28/2026 ELECTRICITY	05/13/2026	189.44 189.44	189.44	Open	N 04/28/2026
201098658163 100447	CONSUMERS ENERGY APRIL 2026 135 ELY ST 1000 2064 90 CDANCER 101-751.000-921.000	04/28/2026 ELECTRICITY	05/13/2026	65.46 65.46	65.46	Open	N 04/28/2026
202255455480 100448	CONSUMERS ENERGY APRIL 2026 620 S LINCOLN AVE 1000 CDANCER 101-567.000-921.000 101-567.000-923.000	04/28/2026 ELECTRICITY NATURAL GAS	05/13/2026	255.73 151.04 104.69	255.73	Open	N 04/28/2026
202077469284 100449	CONSUMERS ENERGY APRIL 2026 513 W SUPERIOR ST 1000 CDANCER 101-448.000-921.000	04/28/2026 ELECTRICITY	05/13/2026	131.46 131.46	131.46	Open	N 04/28/2026
202077469285 100450	CONSUMERS ENERGY APRIL 2026 803 W SUPERIOR ST 1000 CDANCER 101-448.000-921.000	04/28/2026 ELECTRICITY	05/13/2026	119.93 119.93	119.93	Open	N 04/28/2026
202344429882 100451	CONSUMERS ENERGY APRIL 2026 313 ELY ST 1000 2265 83 CDANCER 101-751.000-921.000	04/28/2026 ELECTRICITY	05/13/2026	36.81 36.81	36.81	Open	N 04/28/2026
202344429883 100452	CONSUMERS ENERGY APRIL 2026 201 N COURT AVE 1000 22 CDANCER 101-751.000-921.000	04/28/2026 ELECTRICITY	05/13/2026	30.95 30.95	30.95	Open	N 04/28/2026
202344429884 100453	CONSUMERS ENERGY APRIL 2026 311 COURT 1000 2265 910 CDANCER	04/28/2026	05/13/2026	47.19	47.19	Open	N 04/28/2026

INVOICE REGISTER REPORT FOR CITY OF ALMA
 EXP CHECK RUN DATES 05/13/2026 - 05/13/2026
 BOTH JOURNALIZED AND UNJOURNALIZED OPEN AND PAID
 BANK CODE: 13

Inv Num Inv Ref#	Vendor Description GL Distribution	Inv Date Entered By	Due Date	Inv Amt	Amt Due	Status	Jrnalized Post Date
	101-751.000-921.000	ELECTRICITY		47.19			
202878356480 100454	CONSUMERS ENERGY APRIL 2026 307 N COURT AVE 1000 70 101-448.000-921.000	04/28/2026 CDANCER ELECTRICITY	05/13/2026	(98.58)	(98.58)	Open	N 04/28/2026
205103061688 100455	CONSUMERS ENERGY APRIL 2026 248 RIVERSIDE DR #2 100 101-751.000-921.000	04/28/2026 CDANCER ELECTRICITY	05/13/2026	44.36	44.36	Open	N 04/28/2026
205103061690 100456	CONSUMERS ENERGY APRIL 2026 644 RIVERSIDE DR 1000 2 101-751.000-921.000	04/28/2026 CDANCER ELECTRICITY	05/13/2026	38.49	38.49	Open	N 04/28/2026
205103061988 100457	CONSUMERS ENERGY APRIL 2026 101 ADAMS ST 1000 6317 101-448.000-921.000	04/28/2026 CDANCER ELECTRICITY	05/13/2026	38.65	38.65	Open	N 04/28/2026
202878356481 100458	CONSUMERS ENERGY APRIL 2026 412 WRIGHT AVE 1000 708 101-448.000-921.000	04/28/2026 CDANCER ELECTRICITY	05/13/2026	70.00	70.00	Open	N 04/28/2026
202967345657 100459	CONSUMERS ENERGY APRIL 2026 940 CHARLES AVE 1000 75 101-751.000-921.000	04/28/2026 CDANCER ELECTRICITY	05/13/2026	49.04	49.04	Open	N 04/28/2026
205814929553 100465	CONSUMERS ENERGY APRIL 2026 980 WASHINGTON AVE 1000 590-527.000-923.000	04/29/2026 CDANCER NATURAL GAS	05/13/2026	68.66	68.66	Open	N 04/29/2026
205814929554 100466	CONSUMERS ENERGY APRIL 2026 1000 WASHINGTON AVE 100 590-527.000-923.000	04/29/2026 CDANCER NATURAL GAS	05/13/2026	319.19	319.19	Open	N 04/29/2026
201187624651 100467	CONSUMERS ENERGY APRIL 2026 7275 N BEGOLE RD 1000 3 590-527.561-921.000	04/29/2026 CDANCER ELECTRICITY	05/13/2026	155.49	155.49	Open	N 04/29/2026
203590299901 100468	CONSUMERS ENERGY APRIL 2026 2082 MICHIGAN AVE 1000	04/29/2026 CDANCER	05/13/2026	187.77	187.77	Open	N 04/29/2026

Inv Num Inv Ref#	Vendor Description GL Distribution	Inv Date Entered By	Due Date	Inv Amt	Amt Due	Status	Jrnalized Post Date
	590-527.000-921.000	ELECTRICITY		187.77			
203590299898 100469	CONSUMERS ENERGY APRIL 2026 305 ELMWOOD AVE 1000 00 590-527.000-921.000	04/29/2026 CDANCER	05/13/2026	259.22	259.22	Open	N 04/29/2026
	590-527.000-921.000	ELECTRICITY		259.22			
201543506811 100499	CONSUMERS ENERGY APRIL 2026 219 N STATE ST 1000 215 580-265.860-921.000 580-265.870-921.000 580-265.860-923.000 580-265.850-923.000 580-265.870-923.000	04/29/2026 CDANCER	05/13/2026	903.67	903.67	Open	N 04/29/2026
	580-265.860-921.000	ELECTRICITY		256.30			
	580-265.870-921.000	ELECTRICITY		178.10			
	580-265.860-923.000	NATURAL GAS		136.09			
	580-265.850-923.000	NATURAL GAS		244.02			
	580-265.870-923.000	NATURAL GAS		89.16			
601014304679 100500	CONSUMERS ENERGY APRIL 2026 204 PROSPECT AVE 1000 4 580-265.830-921.000	03/06/2026 CDANCER	05/13/2026	(4.35)	(4.35)	Open	N 03/06/2026
	580-265.830-921.000	ELECTRICITY		(4.35)			
202255458098 100501	CONSUMERS ENERGY APRIL 2026 411 PINE AVE 1000 7087 101-448.000-921.000	04/29/2026 CDANCER	05/13/2026	85.08	85.08	Open	N 04/29/2026
	101-448.000-921.000	ELECTRICITY		85.08			
202255458099 100502	CONSUMERS ENERGY APRIL 2026 121 W SUPERIOR ST STRLG 101-448.000-921.000	04/29/2026 CDANCER	05/13/2026	59.17	59.17	Open	N 04/29/2026
	101-448.000-921.000	ELECTRICITY		59.17			
201721490882 100503	CONSUMERS ENERGY APRIL 2026 1996 PINE AVE 1000 7504 101-448.000-921.000	04/29/2026 CDANCER	05/13/2026	19.59	19.59	Open	N 04/29/2026
	101-448.000-921.000	ELECTRICITY		19.59			
202255458100 100504	CONSUMERS ENERGY APRIL 2026 307 N STATE ST 1000 708 101-448.000-921.000	04/29/2026 CDANCER	05/13/2026	44.69	44.69	Open	N 04/29/2026
	101-448.000-921.000	ELECTRICITY		44.69			
202255458101 100505	CONSUMERS ENERGY APRIL 2026 321 WOODWORTH AVE 1000 101-448.000-921.000	04/29/2026 CDANCER	05/13/2026	58.41	58.41	Open	N 04/29/2026
	101-448.000-921.000	ELECTRICITY		58.41			
202255458102 100506	CONSUMERS ENERGY APRIL 2026 320 WOODWORTH AVE 1000 101-448.000-921.000	04/29/2026 CDANCER	05/13/2026	73.22	73.22	Open	N 04/29/2026
	101-448.000-921.000	ELECTRICITY		73.22			

Inv Num Inv Ref#	Vendor Description GL Distribution	Inv Date Entered By	Due Date	Inv Amt	Amt Due	Status	Jrnalized Post Date
202255458103 100507	CONSUMERS ENERGY APRIL 2026 411 N STATE ST 1000 708 CDANCER 101-448.000-921.000	04/29/2026 ELECTRICITY	05/13/2026	60.91 60.91	60.91	Open	N 04/29/2026
202789361008 100508	CONSUMERS ENERGY APRIL 2026 417 E SUPERIOR ST 1000 CDANCER 101-751.000-921.000	04/29/2026 ELECTRICITY	05/13/2026	72.46 72.46	72.46	Open	N 04/29/2026
202433434949 100509	CONSUMERS ENERGY APRIL 2026 6196 N JEROME RD 1000 2 CDANCER 591-536.000-921.000	04/29/2026 ELECTRICITY	05/13/2026	218.27 218.27	218.27	Open	N 04/29/2026
202255458104 100510	CONSUMERS ENERGY APRIL 2026 412 N STATE ST 1000 709 CGARRETT 101-448.000-921.000	04/29/2026 ELECTRICITY	05/13/2026	268.47 268.47	268.47	Open	N 04/29/2026
203768252524 100511	CONSUMERS ENERGY APRIL 2026 1105 WILLOW RUN 1000 43 CDANCER 588-596.000-921.000	04/29/2026 ELECTRICITY	05/13/2026	991.50 991.50	991.50	Open	N 04/29/2026
202255458105 100512	CONSUMERS ENERGY APRIL 2026 410 WOODWORTH AVE 1000 CGARRETT 101-448.000-921.000	04/29/2026 ELECTRICITY	05/13/2026	72.61 72.61	72.61	Open	N 04/29/2026
205014104064 100513	CONSUMERS ENERGY APRIL 2026 225 WOODWORTH AVE LOT L CDANCER 101-448.000-921.000	04/29/2026 ELECTRICITY	05/13/2026	34.81 34.81	34.81	Open	N 04/29/2026
204124219171 100514	CONSUMERS ENERGY APRIL 2026 527 N COURT AVE 1000 22 CGARRETT 101-751.000-921.000	04/29/2026 ELECTRICITY	05/13/2026	54.90 54.90	54.90	Open	N 04/29/2026
205814929552 100515	CONSUMERS ENERGY APRIL 2026 800 WASHINGTON AVE 1000 CDANCER 661-532.000-923.000 661-532.000-921.000	04/30/2026 NATURAL GAS ELECTRICITY	05/13/2026	982.84 537.09 445.75	982.84	Open	N 04/30/2026
206348651972 100516	CONSUMERS ENERGY APRIL 2026 313 PROSPECT AVE 1000 7 CDANCER	04/29/2026	05/13/2026	75.30	75.30	Open	N 04/29/2026

Inv Num Inv Ref#	Vendor Description GL Distribution	Inv Date Entered By	Due Date	Inv Amt	Amt Due	Status	Jrnalized Post Date
	101-448.000-921.000	ELECTRICITY		75.30			
203590300001							
100517	CONSUMERS ENERGY APRIL 2026 800 EUCLID AVE 1000 233 CGARRETT 101-751.000-921.000	04/29/2026 CDANCER	05/13/2026	83.01 83.01	83.01	Open	N 04/29/2026
206348651973							
100518	CONSUMERS ENERGY APRIL 2026 502 HEATHER 1000 7171 4 CDANCER 101-448.000-921.000	04/29/2026 CDANCER	05/13/2026	29.45 29.45	29.45	Open	N 04/29/2026
206081866587							
100519	CONSUMERS ENERGY APRIL 2026 520 PARK AVE 1030 2595 CDANCER 101-751.000-921.000	04/29/2026 CDANCER	05/13/2026	72.64 72.64	72.64	Open	N 04/29/2026
04302026							
100489	CULLIGAN OF ALMA CASES OF WATER AND DELIVERY SURCHA CDANCER 597-336.000-801.000	04/30/2026 CDANCER	05/13/2026	30.00 30.00	30.00	Open	N 04/30/2026
5700							
100494	D & B MOTORSPORTS MAINTENANCE SERVICE 597-336.000-780.000	05/04/2026 CDANCER	05/13/2026	924.34 924.34	924.34	Open	N 05/04/2026
S106859452.001							
100354	Etna Supply Company WASTEWATER SUPPLIES 590-527.552-740.000	04/30/2026 CDANCER	05/13/2026	1,752.93 1,752.93	1,752.93	Open	N 04/30/2026
26676/5							
100331	FAMILY FARM & HOME WATER DISTRIBUTION SUPPLIES 591-536.552-740.000	04/23/2026 CDANCER	05/13/2026	79.99 79.99	79.99	Open	N 04/23/2026
0242994							
100338	FERGUSON WATERWORKS WATER DISTRIBUTION SUPPLIES 591-536.552-740.000	04/30/2026 CDANCER	05/13/2026	629.73 629.73	629.73	Open	N 04/30/2026
0243067							
100339	FERGUSON WATERWORKS WATER DISTRIBUTION SUPPLIES 591-536.552-740.000	04/30/2026 CDANCER	05/13/2026	201.89 201.89	201.89	Open	N 04/30/2026
42469							
100490	FRONT LINE SERVICES, INC MOUNTING BRACKET	04/27/2026 CDANCER	05/13/2026	283.77	283.77	Open	N 04/27/2026

Inv Num Inv Ref#	Vendor Description GL Distribution	Inv Date Entered By	Due Date	Inv Amt	Amt Due	Status	Jrnlized Post Date
	597-336.000-746.000	TOOLS/EQUIPMENT		283.77			
03262026							
100498	GEI CONSULTANTS STATE STREET DAM - FEASIBILITY	STU CDANCER 03/25/2026	05/13/2026	50,143.63	50,143.63	Open	N 03/25/2026
	408-000.000-078.000	DUE FROM STATE		8,681.24			
	408-000.000-078.000	DUE FROM STATE		3,685.30			
	408-000.000-078.000	DUE FROM STATE		23,432.39			
	408-000.000-078.000	DUE FROM STATE		1,807.00			
	408-000.000-078.000	DUE FROM STATE		12,537.70			
04282026							
100390	GILBERT SALES & SERVICE INC MAINTENANCE PARTS - ATC	CDANCER 04/28/2026	05/13/2026	304.00	304.00	Open	N 04/28/2026
	588-596.000-780.000	MAINTENANCE PARTS		304.00			
APL0410261							
100319	GRACE A DOW MEMORIAL LIBRARY BOOKS	CDANCER 04/10/2026	05/13/2026	26.99	26.99	Open	N 04/10/2026
	510-790.000-972.200	JUVENILE NONFICTIONAL NONFICTION		26.99			
APL0410261							
100415	GRACE A DOW MEMORIAL LIBRARY BOOK REPLACEMENT	CDANCER 04/10/2026	05/13/2026	26.99	26.99	Open	N 04/10/2026
	510-790.000-972.100	JUVENILE FICTIONAL BOOKS FICTION		26.99			
30483085							
100347	GRANGER WASTE SERVICES APRIL 2026 SERVICES	CDANCER 04/30/2026	05/13/2026	31,965.16	31,965.16	Open	N 04/30/2026
	596-528.000-801.000	CONTRACT FEES		31,965.16			
30426591							
100348	GRANGER WASTE SERVICES APRIL 2026 SERVICES	CDANCER 04/30/2026	05/13/2026	24.88	24.88	Open	N 04/30/2026
	596-528.000-801.000	CONTRACT FEES		24.88			
30490397							
100349	GRANGER WASTE SERVICES APRIL 2026 SERVICES	CDANCER 04/30/2026	05/13/2026	618.70	618.70	Open	N 04/30/2026
	510-790.265-801.000	CONTRACT FEES		81.44			
	661-532.000-801.000	CONTRACT FEES		81.44			
	661-532.000-801.000	CONTRACT FEES		162.88			
	101-567.000-801.000	CONTRACT FEES		211.50			
	590-527.556-801.000	CONTRACT FEES		81.44			
30483089							
100350	GRANGER WASTE SERVICES APRIL 2026 SERVICES	CDANCER 04/30/2026	05/13/2026	277.92	277.92	Open	N 04/30/2026
	596-528.000-801.000	CONTRACT FEES		277.92			

Inv Num Inv Ref#	Vendor Description GL Distribution	Inv Date Entered By	Due Date	Inv Amt	Amt Due	Status	Jrnalized Post Date
26-0004367							
100424	Gratiot Area Water Authority GAWA WATER TESTING FEES 591-536.000-801.000	03/31/2026 CDANCER CONTRACT FEES	05/13/2026	300.00 300.00	300.00	Open	N 03/31/2026
05072026							
100462	Gratiot Co Register of Deeds DISCHARGES A LIEN FOR FERN HENDON 101-215.000-740.000	05/07/2026 CDANCER MATERIALS/SUPPLIES	05/13/2026	30.00 30.00	30.00	Open	N 05/07/2026
0000000676							
100482	GRATIOT COUNTY CENTRAL DISPATCH Q2 AVL COST SHARE 101-301.000-801.000	05/01/2026 CDANCER CONTRACT FEES	05/13/2026	225.00 225.00	225.00	Open	N 05/01/2026
04302026							
100461	Gratiot County Herald SERVICE CHARGE 101-191.000-806.000	04/30/2026 CDANCER BANK FEES	05/13/2026	4.67 4.67	4.67	Open	N 04/30/2026
670							
100260	Gratiot County Treasurer QUESTIONABLE PARCEL 51-343-009-00 101-000.000-447.000	04/24/2026 AHUNTOON TAX ADMINISTRATIVE FEE	05/13/2026	89.04 89.04	89.04	Open	Y 04/24/2026
0000000670							
100430	Gratiot County Treasurer QUESTIONABLE PARCEL 51-353-00-00 101-000.000-445.000	04/16/2026 CDANCER TAX PENALTY/INTEREST	05/13/2026	89.04 89.04	89.04	Open	N 04/16/2026
397748							
100474	GTW SUPPLIES SERVICE PERIOD 04/01 - 04/30 590-527.000-801.000	04/30/2026 CDANCER CONTRACT FEES	05/13/2026	18.16 18.16	18.16	Open	N 04/30/2026
05052026							
100344	Healthy Pine River ANNUAL CONTRIBUTION FROM CITY OF A 101-728.000-998.000	05/05/2026 CDANCER CONTRIBUTIONS/COMPONENTS	05/13/2026	2,500.00 2,500.00	2,500.00	Open	N 05/05/2026
X101044170:01							
100329	HOEKSTRA TRANSPORTATION, INC MAINTENANCE PARTS 588-596.000-780.000	05/01/2026 CDANCER MAINTENANCE PARTS	05/13/2026	189.40 189.40	189.40	Open	N 05/01/2026
X101044215:01							
100460	HOEKSTRA TRANSPORTATION, INC MAINTENANCE PARTS 588-596.000-780.000	05/05/2026 CDANCER MAINTENANCE PARTS	05/13/2026	184.80 184.80	184.80	Open	N 05/05/2026

Inv Num Inv Ref#	Vendor Description GL Distribution	Inv Date Entered By	Due Date	Inv Amt	Amt Due	Status	Jrnlized Post Date
11237295 100340	HUTSON, INC RETURNED ITEM - GAWA PARTS 103-536.000-780.000	04/28/2026 CDANCER MAINTENANCE PARTS	05/13/2026	(219.69) (219.69)	(219.69)	Open	N 04/28/2026
96249095 100322	INGRAM LIBRARY SERVICES BOOKS 510-790.000-972.100 510-790.000-973.100 510-790.000-972.200 510-790.000-973.200	04/30/2026 CDANCER JUVENILE FICTIONAL BOOKS FICTION ADULT FICTIONAL BOOKS FICTION JUVENILE NONFICTIONAL NONFICTION ADULT NONFICTIONAL BOOKS NONFICTION	05/13/2026	182.81 95.54 36.89 13.49 36.89	182.81	Open	N 04/30/2026
95928041 100398	INGRAM LIBRARY SERVICES BOOKS 510-790.000-972.100	04/16/2026 CDANCER JUVENILE FICTIONAL BOOKS FICTION	05/13/2026	10.79 10.79	10.79	Open	N 04/16/2026
95928040 100399	INGRAM LIBRARY SERVICES BOOKS 510-790.000-972.100 510-790.000-973.100	04/16/2026 CDANCER JUVENILE FICTIONAL BOOKS FICTION ADULT FICTIONAL BOOKS FICTION	05/13/2026	38.72 21.99 16.73	38.72	Open	N 04/16/2026
95971428 100400	INGRAM LIBRARY SERVICES BOOKS 510-790.000-972.200 510-790.000-972.100 510-790.000-973.200	04/17/2026 CDANCER JUVENILE NONFICTIONAL NONFICTION JUVENILE FICTIONAL BOOKS FICTION ADULT NONFICTIONAL BOOKS NONFICTION	05/13/2026	132.46 36.81 23.74 71.91	132.46	Open	N 04/17/2026
95832957 100401	INGRAM LIBRARY SERVICES BOOKS 510-790.000-973.100 510-790.000-973.200 510-790.000-972.100	04/13/2026 CDANCER ADULT FICTIONAL BOOKS FICTION ADULT NONFICTIONAL BOOKS NONFICTION JUVENILE FICTIONAL BOOKS FICTION	05/13/2026	1,133.66 711.84 410.49 11.33	1,133.66	Open	N 04/13/2026
95956629 100413	INGRAM LIBRARY SERVICES BOOKS 510-790.000-972.100	04/17/2026 CDANCER JUVENILE FICTIONAL BOOKS FICTION	05/13/2026	10.25 10.25	10.25	Open	N 04/17/2026
95956628 100417	INGRAM LIBRARY SERVICES BOOKS 510-790.000-972.100 510-790.000-972.200 510-790.000-973.100	04/17/2026 CDANCER JUVENILE FICTIONAL BOOKS FICTION JUVENILE NONFICTIONAL NONFICTION ADULT FICTIONAL BOOKS FICTION	05/13/2026	320.24 239.69 51.96 28.59	320.24	Open	N 04/17/2026

Inv Num Inv Ref#	Vendor Description GL Distribution	Inv Date Entered By	Due Date	Inv Amt	Amt Due	Status	Jrnalized Post Date
215886 100359	IWORQ SYSTEMS INC. PUBLIC WORKS AND PERMITS SYSTEM 661-000.000-123.000	04/23/2026 CDANCER	05/13/2026	9,000.00 9,000.00	9,000.00	Open	N 04/23/2026
		IMPLEMENTATION & INTEGRATION COSTS		9,000.00			
PAY APP 008							
100330	J.R. HEINEMAN & SONS, INC ALMA TRANSIT BUILDING EXPANSION 588-596.000-970.000	05/06/2026 CDANCER	05/13/2026	216,553.71 216,553.71	216,553.71	Open	N 04/30/2026
		ALMA TRANSIT CENTER BUILDING EXPANS		216,553.71			
284186 100375	JACK DOHENY COMPANY UNIT #233 MAINTENANCE PARTS 661-532.000-780.000	04/17/2026 CDANCER	05/13/2026	306.64 306.64	306.64	Open	N 04/17/2026
		MAINTENANCE PARTS		306.64			
05072026 100481	JACK L SNYDER JR FIRE TRAINING REIMBURSEMENT 597-336.000-715.000	04/29/2026 CDANCER	05/13/2026	2,078.81 2,078.81	2,078.81	Open	N 04/29/2026
		EMPLOYEE TRAINING		2,078.81			
04282026 100480	JIM BAILEY FIRE TRAINING REIMBURSEMENT 597-336.000-715.000	04/28/2026 CDANCER	05/13/2026	226.69 226.69	226.69	Open	N 04/28/2026
		EMPLOYEE TRAINING		226.69			
275 100360	KAMLYN YERRICK CLEANING SERVICES FOR WEEKS OF 04/ 580-265.810-801.000	05/04/2026 CDANCER	05/13/2026	140.00 140.00	140.00	Open	N 05/04/2026
		CONTRACT FEES		140.00			
87845 100370	KRAPOHL FORD & LINCOLN CO. UNIT #2125 MAINTENANCE PARTS 101-301.000-780.000	04/15/2026 CDANCER	05/13/2026	1,963.61 1,963.61	1,963.61	Open	N 04/15/2026
		MAINTENANCE PARTS		1,963.61			
656596 100372	KRAPOHL FORD & LINCOLN CO. UNIT #2124 MAINTENANCE PARTS 101-301.000-780.000	04/15/2026 CDANCER	05/13/2026	199.95 199.95	199.95	Open	N 04/15/2026
		MAINTENANCE PARTS		199.95			
E00911 100356	MACQUEEN EQUIPMENT LLC MIDEAL SPARTAN PRO PLUS LEAF VACUU 661-532.000-970.000	03/18/2026 CDANCER	05/13/2026	167,600.00 167,600.00	167,600.00	Open	N 03/18/2026
		2025 30YD SPARTAN PRO PLUS 74HP KUB		167,600.00			
64072564 100388	McMaster-Carr Supply Co. MAINTENANCE PARTS 590-527.000-787.000	04/28/2026 CDANCER	05/13/2026	250.22 250.22	250.22	Open	N 04/28/2026
		MAINTENANCE SUPPLIES		250.22			

Inv Num Inv Ref#	Vendor Description GL Distribution	Inv Date Entered By	Due Date	Inv Amt	Amt Due	Status	Jrnalized Post Date
64583855 100470	McMaster-Carr Supply Co. MAINTENANCE PARTS 590-527.000-787.000	05/06/2026 CDANCER MAINTENANCE SUPPLIES	05/13/2026	335.88 335.88	335.88	Open	N 05/06/2026
64415181 100472	McMaster-Carr Supply Co. MAINTENANCE PARTS 590-527.000-787.000	05/04/2026 CDANCER MAINTENANCE SUPPLIES	05/13/2026	202.11 202.11	202.11	Open	N 05/04/2026
S5555011.001 100379	MEDLER ELECTRIC CO. MAINTENANCE PARTS 590-527.000-787.000	04/30/2026 CDANCER MAINTENANCE SUPPLIES	05/13/2026	1,477.76 1,477.76	1,477.76	Open	N 04/30/2026
S5682645.001 100395	MEDLER ELECTRIC CO. MAINTENANCE PARTS 590-527.000-787.000	04/21/2026 CDANCER MAINTENANCE SUPPLIES	05/13/2026	79.50 79.50	79.50	Open	N 04/21/2026
25351 100412	MICHIGAN LIBRARY ASSOCIATION MEMBERSHIP RENEWAL - 07/01/2026 - 510-000.000-123.000	04/16/2026 CDANCER PREPAID ITEMS	05/13/2026	1,131.00 1,131.00	1,131.00	Open	N 04/16/2026
0013881 100343	MICHIGAN MUNICIPAL LEAGUE MEMBERSHIP RENEWAL 07/01/2026 - 06 101-000.000-123.000	05/01/2026 CDANCER PREPAID ITEMS	05/13/2026	7,311.00 7,311.00	7,311.00	Open	N 05/01/2026
INV-71088 100392	MICHIGAN TECHNOLOGICAL UNIVERSITY 2026 HOT WEATHER SAFETY TRAINING 101-447.000-715.000 661-532.000-715.000 590-527.520-715.000	04/23/2026 CDANCER EMPLOYEE TRAINING EMPLOYEE TRAINING EMPLOYEE TRAINING	05/13/2026	100.00 40.00 40.00 20.00	100.00	Open	N 04/23/2026
05312026 100416	MICHIGAN.COM ACCOUNT NUMBER SJ3799620 510-790.000-747.000	04/18/2026 CDANCER NEWSPAPERS	05/13/2026	18.00 18.00	18.00	Open	N 04/18/2026
11968/1 100369	MIDWEST POWER EQUIPMENT UNIT #638 MAINTENANCE PARTS 661-532.000-780.000	04/23/2026 CDANCER MAINTENANCE PARTS	05/13/2026	163.97 163.97	163.97	Open	N 04/23/2026

Inv Num Inv Ref#	Vendor Description GL Distribution	Inv Date Entered By	Due Date	Inv Amt	Amt Due	Status	Jrnalized Post Date
508721537 100402	MIDWEST TAPE LLC DVDS 510-790.000-749.700	04/15/2026 CDANCER	05/13/2026	18.74	18.74	Open	N 04/15/2026
		DVD/VIDEO COLLECTION	DVD/VIDEO	18.74			
508721536 100403	MIDWEST TAPE LLC DVDS 510-790.000-749.700	04/15/2026 CDANCER	05/13/2026	23.24	23.24	Open	N 04/15/2026
		DVD/VIDEO COLLECTION	DVD/VIDEO	23.24			
04292026 100431	MORGAN MOST ARBOR DAY SUPPLIES 208-751.000-740.000	04/29/2026 CDANCER	05/13/2026	85.59	85.59	Open	N 04/29/2026
		MATERIALS/SUPPLIES		85.59			
943326 100491	NYE UNIFORM COMPANY UNIFORMS 101-301.000-741.000	04/24/2026 CDANCER	05/13/2026	197.44	197.44	Open	N 04/24/2026
		UNIFORMS/SAFETY EQUIPMENT		197.44			
940011A 100492	NYE UNIFORM COMPANY UNIFORMS 597-336.000-741.000	04/28/2026 CDANCER	05/13/2026	1,071.19	1,071.19	Open	N 04/28/2026
		UNIFORMS/SAFETY EQUIPMENT		1,071.19			
3967-499087 100374	O'REILLY AUTO PARTS UNIT #237 MAINTENANCE PARTS 661-532.000-780.000	04/27/2026 CDANCER	05/13/2026	7.99	7.99	Open	N 04/27/2026
		MAINTENANCE PARTS		7.99			
04292026 100289	PETTY CASH GYPN LUNCH & LEARN COLE STRIETER 101-191.000-715.000	04/29/2026 AHUNTOON	05/13/2026	10.00	10.00	Open	N 04/29/2026
		EMPLOYEE TRAINING		10.00			
00209154 100389	PROGRESSIVE AE, INC BUILDING ARCHITECTURE & ENGINEERIN 588-596.000-970.000	04/28/2026 CDANCER	05/13/2026	5,023.83	5,023.83	Open	N 04/24/2026
		BUILDING ARCHITECTURE & ENGINEERING		5,023.83			
187271 100365	SELF SERVE LUMBER FORESTRY SUPPLIES 203-449.121-740.000	04/22/2026 CDANCER	05/13/2026	22.58	22.58	Open	N 04/22/2026
		MATERIALS/SUPPLIES		22.58			
187719 100366	SELF SERVE LUMBER CONCRETE FORMS 591-536.552-740.000	04/27/2026 CDANCER	05/13/2026	29.97	29.97	Open	N 04/27/2026
		MATERIALS/SUPPLIES		29.97			

Inv Num Inv Ref#	Vendor Description GL Distribution	Inv Date Entered By	Due Date	Inv Amt	Amt Due	Status	Jrnlized Post Date
187812 100367	SELF SERVE LUMBER CONCRETE FORMS 591-536.552-740.000	04/28/2026 CDANCER MATERIALS/SUPPLIES	05/13/2026	7.59 7.59	7.59	Open	N 04/28/2026
256946701042126 100393	SPECTRUM ACCOUNT NUMBER 256946701 588-596.000-922.000	04/21/2026 CDANCER COMMUNICATIONS	05/13/2026	307.00 307.00	307.00	Open	N 04/21/2026
112257533 100358*	SPEEDWAY APR-01-2026 TO APR-30-2026 101-371.000-743.000 101-172.000-743.000 588-596.000-743.000 101-447.000-743.000 597-336.000-743.000 661-532.000-743.000 101-301.000-743.000 661-532.000-743.000 598-336.000-743.000 590-527.000-743.000 591-536.000-743.000 661-532.000-743.000	04/30/2026 CDANCER FUEL FUEL FUEL FUEL FUEL FUEL FUEL FUEL FUEL FUEL FUEL FUEL	05/13/2026	19,929.18 122.46 48.08 9,425.80 177.00 906.90 4,935.73 3,616.18 526.64 45.37 306.52 399.51 (581.01)	19,929.18	Open	N 04/30/2026
6061363992 100476	Staples, Inc OFFICE SUPPLIES 101-301.000-740.000	04/18/2026 CDANCER MATERIALS/SUPPLIES	05/13/2026	81.10 81.10	81.10	Open	N 04/18/2026
6061363993 100477	Staples, Inc OFFICE SUPPLIES 101-301.000-740.000	04/18/2026 CDANCER MATERIALS/SUPPLIES	05/13/2026	14.58 14.58	14.58	Open	N 04/18/2026
6061846557 100496	Staples, Inc OFFICE SUPPLIES 101-301.000-740.000	04/25/2026 CDANCER MATERIALS/SUPPLIES	05/13/2026	148.08 148.08	148.08	Open	N 04/25/2026
6061846556 100497	Staples, Inc OFFICE SUPPLIES 101-301.000-740.000	04/25/2026 CDANCER MATERIALS/SUPPLIES	05/13/2026	37.74 37.74	37.74	Open	N 04/25/2026
1011 100493	SUPERIOR RESCUE EQUIPMENT LLC UPDATES AND ANNUAL SERVICE FEE	03/16/2026 CDANCER	05/13/2026	700.00	700.00	Open	N 03/16/2026

Inv Num Inv Ref#	Vendor Description GL Distribution	Inv Date Entered By	Due Date	Inv Amt	Amt Due	Status	Jrnalized Post Date
	597-336.000-801.000	CONTRACT FEES		700.00			
INV11005377							
100317	The Library Corporation SERVICE FEES 08/01/2026 - 07/31/20	05/04/2026 CDANCER	05/13/2026	8,694.00	8,694.00	Open	N 05/04/2026
	510-000.000-123.000	PREPAID ITEMS		8,694.00			
4154313							
100357	TIRE FACTORY, INC TIRES	05/01/2026 CDANCER	05/13/2026	540.00	540.00	Open	N 05/01/2026
	588-596.000-781.000	TIRES		540.00			
4154275							
100391	TIRE FACTORY, INC TIRES	04/28/2026 CDANCER	05/13/2026	270.00	270.00	Open	N 04/28/2026
	588-596.000-781.000	TIRES		270.00			
05132026							
100326	T-MOBILE ACCOUNT NUMBER 975200437	05/13/2026 CDANCER	05/13/2026	238.00	238.00	Open	N 05/13/2026
	510-790.000-801.000	CONTRACT FEES		238.00			
06042026							
100385	T-MOBILE ACCOUNT NUMBER 200896999	05/04/2026 CDANCER	05/13/2026	331.20	331.20	Open	N 05/04/2026
	588-596.000-922.000	COMMUNICATIONS		331.20			
6041225							
100475	TRACE ANALYTICAL LABORATORIES, INC WASTEWATER ANALYSIS	04/30/2026 CDANCER	05/13/2026	293.48	293.48	Open	N 04/30/2026
	590-527.000-801.000	CONTRACT FEES		293.48			
04302026							
100483	Trans Union LLC APRIL 2026 SERVICE CHARGE	04/30/2026 CDANCER	05/13/2026	100.00	100.00	Open	N 04/30/2026
	101-301.000-801.000	CONTRACT FEES		100.00			
1630232390							
100341	Unifirst Corp UNIFORMS	04/23/2026 CDANCER	05/13/2026	58.26	58.26	Open	N 04/23/2026
	591-536.000-741.000	UNIFORMS/SAFETY EQUIPMENT		29.13			
	103-536.000-741.000	UNIFORMS/SAFETY EQUIPMENT		29.13			
1630233237							
100342	Unifirst Corp UNIFORMS	04/30/2026 CDANCER	05/13/2026	58.26	58.26	Open	N 04/30/2026
	591-536.000-741.000	UNIFORMS/SAFETY EQUIPMENT		29.13			
	103-536.000-741.000	UNIFORMS/SAFETY EQUIPMENT		29.13			

Inv Num Inv Ref#	Vendor Description GL Distribution	Inv Date Entered By	Due Date	Inv Amt	Amt Due	Status	Jrnalized Post Date
1630233247 100373	Unifirst Corp UNIFORMS AND SHOP SUPPLIES 661-532.000-740.000 661-532.000-741.000	04/30/2026 CDANCER	05/13/2026	99.37	99.37	Open	N 04/30/2026
		MATERIALS/SUPPLIES		43.68			
		UNIFORMS/SAFETY EQUIPMENT		55.69			
INV01011378 100332	USA BLUE BOOK WATER DISTRIBUTION SUPPLIES 591-536.552-740.000	04/06/2026 CDANCER	05/13/2026	160.61	160.61	Open	N 04/06/2026
		MATERIALS/SUPPLIES		160.61			
INV01025949 100383	USA BLUE BOOK SUPPLIES - WW 590-527.000-740.000	04/21/2026 CDANCER	05/13/2026	1,197.94	1,197.94	Open	N 04/21/2026
		MATERIALS/SUPPLIES		1,197.94			
6141673185 100378	Verizon North CREDIT BALANCE 101-215.000-717.000	04/21/2026 CDANCER	05/13/2026	(99.27)	(99.27)	Open	N 04/21/2026
		OTHER EMPLOYMENT EXPENSE		(99.27)			
7409513 100380	WATER SOLUTIONS UNLIMITED, INC CHEMICALS 590-527.000-742.000	04/30/2026 CDANCER	05/13/2026	943.63	943.63	Open	N 04/30/2026
		CHEMICALS		943.63			
50051439 100377	WINN TELECOM ACCOUNT NUMBER 00008322-5 101-191.000-922.000 101-253.000-922.000 101-301.000-922.000 597-336.000-922.000 588-596.000-922.000	05/01/2026 CDANCER	05/13/2026	481.63	481.63	Open	N 05/01/2026
		COMMUNICATIONS		46.09			
		COMMUNICATIONS		250.00			
		COMMUNICATIONS		93.18			
		COMMUNICATIONS		46.27			
		COMMUNICATIONS		46.09			
# of Invoices:	187	# Due:	187	Totals:	591,353.38	591,353.38	
# of Credit Memos:	6	# Due:	6	Totals:	(448.24)	(448.24)	
Net of Invoices and Credit Memos:					590,905.14	590,905.14	
* 1 Net Invoices have Credits Totalling:					(581.01)		

Inv Num	Vendor	Inv Date	Due Date	Inv Amt	Amt Due	Status	Jrnalized
Inv Ref#	Description	Entered By					Post Date
	GL Distribution						
--- TOTALS BY FUND ---							
	101 - GENERAL FUND			49,323.17	49,323.17		
	103 - GRATIOT AREA WATER AUTHORIT			170.94	170.94		
	202 - MAJOR STREET FUND			196.21	196.21		
	203 - LOCAL STREET FUND			52.56	52.56		
	208 - PARK/RECREATION FUND			567.69	567.69		
	408 - PARK SYSTEM CONSTRUCTION FU			51,143.63	51,143.63		
	510 - ALMA PUBLIC LIBRARY FUND			17,514.48	17,514.48		
	580 - STATE STREET PLAZA FUND			1,636.99	1,636.99		
	588 - TRANSPORTATION SYSTEM FUND			234,364.64	234,364.64		
	590 - SEWER FUND			9,691.30	9,691.30		
	591 - WATER FUND			2,100.55	2,100.55		
	596 - RUBBISH COLLECTION FUND			32,267.96	32,267.96		
	597 - RURAL URBAN FIRE BOARD FUND			7,665.58	7,665.58		
	598 - RESCUE FUND			45.37	45.37		
	661 - MUNICIPAL SERVICES FUND			184,164.07	184,164.07		
--- TOTALS BY DEPT/ACTIVITY ---							
	000.000 - GENERAL			76,457.71	76,457.71		
	172.000 - CITY MANAGER			48.08	48.08		
	191.000 - FINANCE ADMINISTRATION			1,033.76	1,033.76		
	215.000 - CLERK			(69.27)	(69.27)		
	253.000 - INFORMATION TECHNOLOGY			250.00	250.00		
	265.000 - BUILDING/GROUNDS MAINT			189.99	189.99		
	265.810 - 200 PROSPECT			140.00	140.00		
	265.830 - 204 PROSPECT			(4.35)	(4.35)		
	265.850 - 217 N STATE			617.40	617.40		
	265.860 - 219 N STATE			524.72	524.72		
	265.870 - 221 N STATE			359.22	359.22		
	301.000 - POLICE			28,678.97	28,678.97		
	336.000 - FIRE & RESCUE			7,710.95	7,710.95		
	371.000 - PUBLIC SAFETY/BUILDING			122.46	122.46		
	447.000 - ENGINEERING			217.00	217.00		
	448.000 - STREET LIGHTING			7,745.77	7,745.77		
	449.121 - TREE/SHRUB MAINTENANCE/			52.56	52.56		
	449.161 - TRAFFIC SIGNALS			196.21	196.21		
	527.000 - SEWAGE DISPOSAL			7,681.44	7,681.44		
	527.520 - SEWAGE DISPOSAL - ADMIN			20.00	20.00		
	527.552 - MAINTENANCE OF SEWER MA			1,752.93	1,752.93		
	527.556 - SEWAGE UTILITY BILLING/			81.44	81.44		
	527.561 - PINE RIVER TWP SEWAGE L			155.49	155.49		
	528.000 - REFUSE COLLECTION/DISPO			32,267.96	32,267.96		
	532.000 - CENTRAL GARAGE			175,164.07	175,164.07		

EXP CHECK RUN DATES 05/13/2026 - 05/13/2026

BOTH JOURNALIZED AND UNJOURNALIZED OPEN AND PAID

BANK CODE: 13

Inv Num	Vendor	Inv Date	Due Date	Inv Amt	Amt Due	Status	Jrnlized
Inv Ref#	Description	Entered By					Post Date
	GL Distribution						
--- TOTALS BY DEPT/ACTIVITY ---							
536.000	- POTABLE WATER SYSTEM			814.61	814.61		
536.520	- ADMINISTRATION			332.37	332.37		
536.552	- MAINTENANCE OF WATER MA			1,124.51	1,124.51		
567.000	- RIVERSIDE CEMETERY			485.22	485.22		
596.000	- TRANSIT OPERATIONS			234,364.64	234,364.64		
728.000	- ECONOMIC DEVELOPMENT			2,500.00	2,500.00		
751.000	- RECREATION & CULTURE/PA			1,199.80	1,199.80		
765.000	- HIGHLAND FESTIVAL & GAM			1,000.00	1,000.00		
790.000	- LIBRARY			7,608.04	7,608.04		
790.265	- LIBRARY MAINTENANCE			81.44	81.44		